

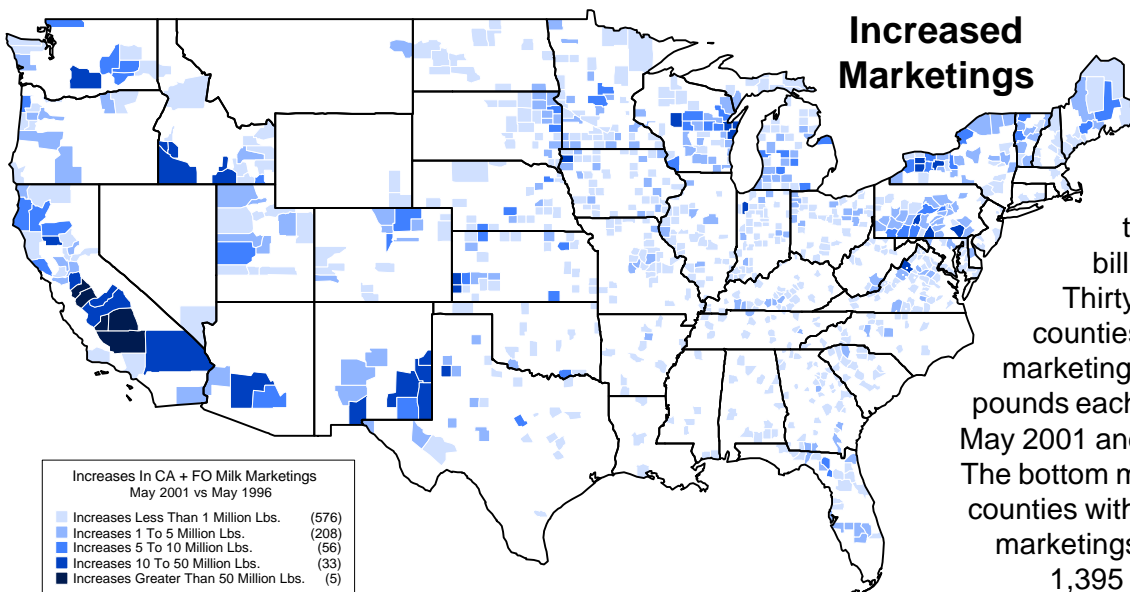
MARKETING SERVICE

BULLETIN

Where's The Milk -- Location Of Milk Marketings Change From May 1996 to May 2001



The increased concentration in the origin of milk marketings continues. Seventy-nine counties marketed 50% of the total California & Federal Order milk during May 2001 compared with 119 counties in May 1996. Of the 2,092 counties with CA+FO milk marketings, 981 counties (47%) had marketings of less than one million pounds. Comparing May 2001 with May 1996, there were more counties with decreased FO+CA milk marketings than counties with increases. The two map graphics provide a snapshot of these changes. The top map illustrates

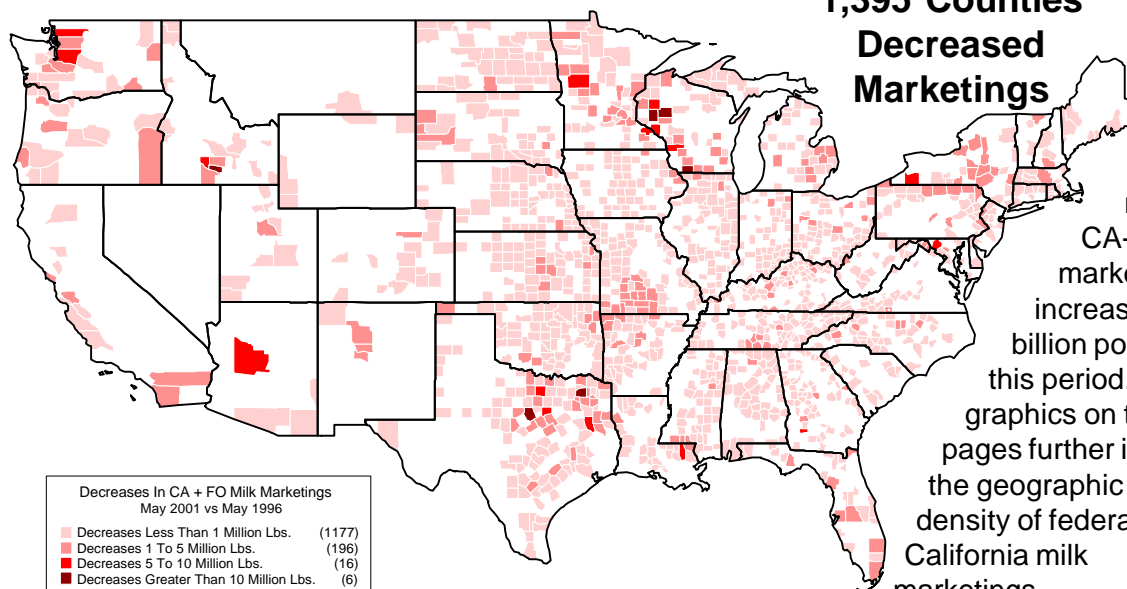


counties with increased milk marketings. Eight hundred seventy-eight counties increased marketings a total of 2.293 billion pounds.

Thirty-eight of these counties increased marketings over 10 million pounds each comparing May 2001 and May 1996. The bottom map illustrates counties with decreased milk marketings. There were

1,395 counties with decreased

1,395 Counties Decreased Marketings




marketings totaling 926 million pounds during this period. As a

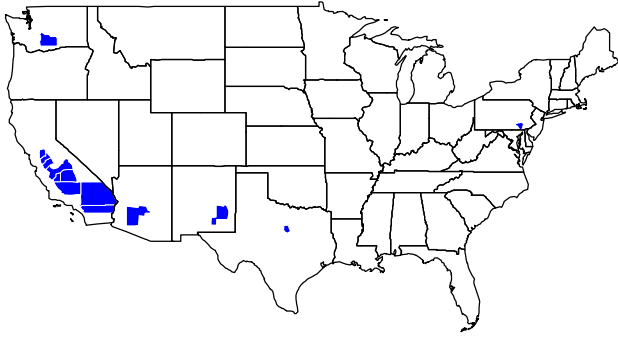
result, total CA+FO milk marketings increased 1.367 billion pounds during this period. The

graphics on the next two pages further illustrate the geographic origin and density of federal order & California milk marketings.

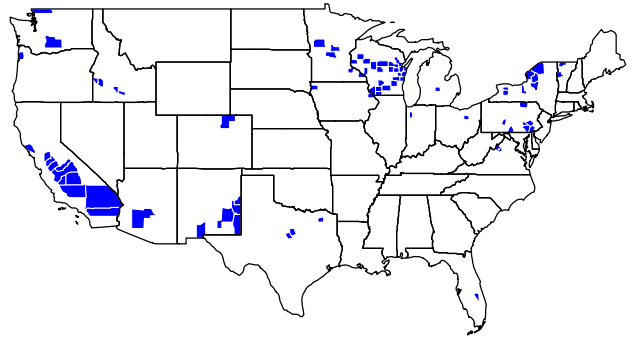
OCTOBER 2001



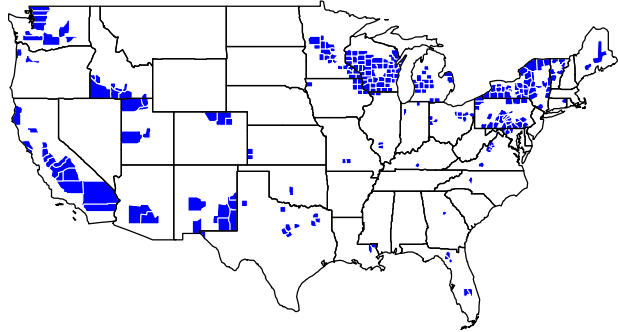
14 Counties Marketed 25% Of All
CA + Federal Order Milk During May 2001



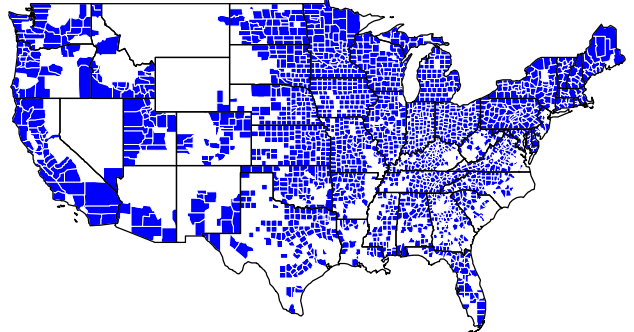
79 Counties Marketed 50% Of All
CA + Federal Order Milk During May 2001



258 Counties Marketed 75% Of All
CA + Federal Order Milk During May 2001



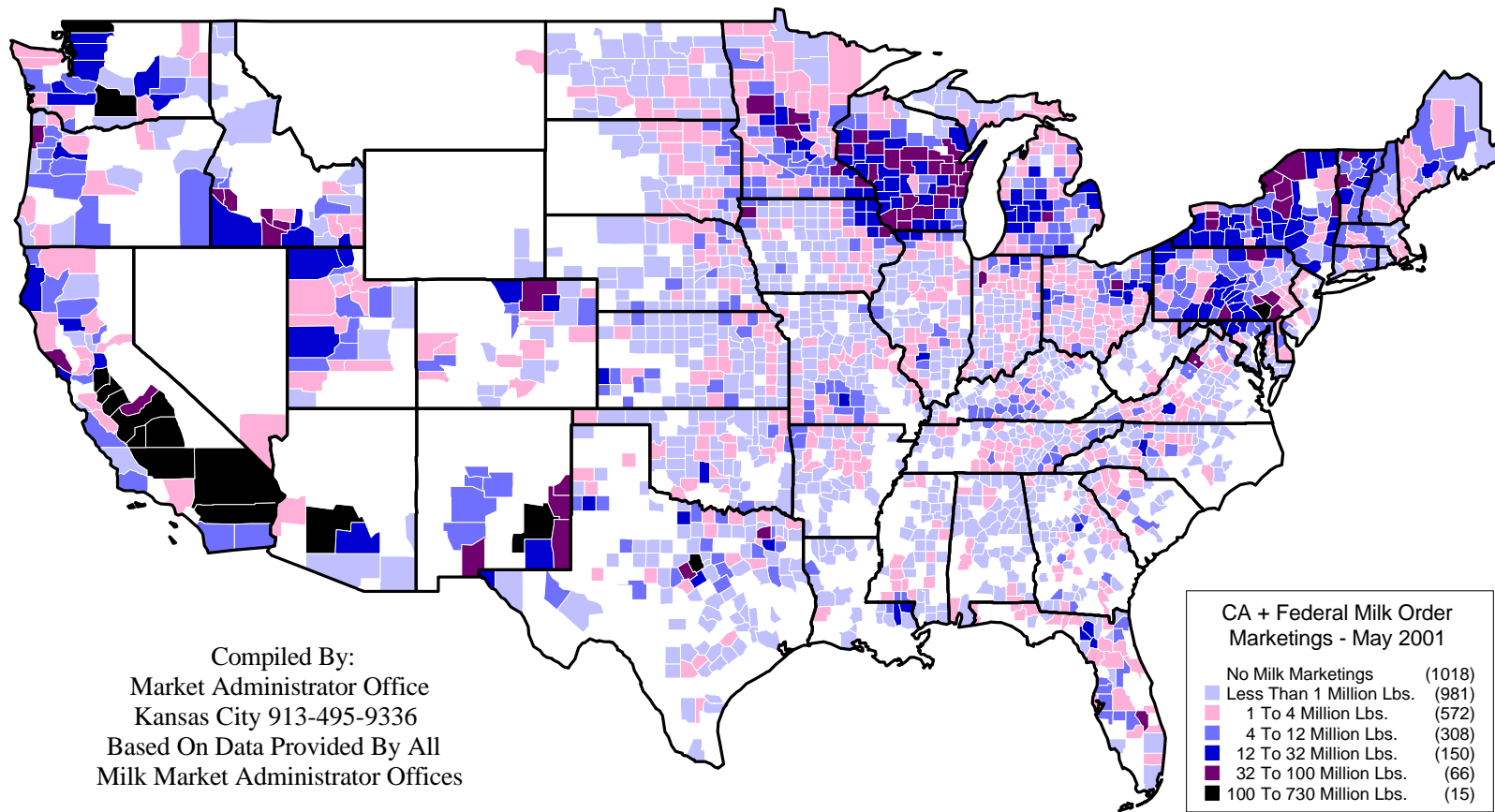
2,092 Counties Marketed 100% Of All
CA + Federal Order Milk During May 2001



14 Counties Marketed 25% of the CA + Federal Order Milk During May 2001

	<u>5/96 Mktgs</u>	<u>5/01 Mktgs</u>	<u>Percent Change</u>	<u>5/01 As % Of Total</u>
Tulare, CA	446,185,381	730,046,420	+63.62	5.42
Merced, CA	258,245,826	386,010,447	+49.47	2.87
Stanislaus, CA	227,513,212	291,564,810	+28.15	2.17
San Bernardino, CA	263,020,540	278,231,982	+5.78	2.07
Maricopa, AZ	202,676,600	241,018,741	+18.92	1.79
Kings, CA	177,643,859	237,407,342	+33.64	1.76
Riverside, CA	183,981,605	182,562,593	-0.77	1.36
San Joaquin, CA	140,208,730	181,602,100	+29.52	1.35
Lancaster, PA	158,244,076	175,244,127	+10.74	1.30
Fresno, CA	126,752,583	156,729,201	+23.65	1.16
Chaves, NM	125,178,933	147,613,579	+17.92	1.10
Yakima, WA	108,005,066	128,827,457	+19.28	0.96
Erath, TX	137,238,020	126,057,454	-8.15	0.94
Kern, CA	63,009,098	125,467,642	+99.13	0.93
14-County Total	2,617,903,529	3,388,383,895	+29.43	25.17
CA + FO Total	12,094,506,776	13,461,632,887	+11.30	

CA + Federal Order Milk Marketings By County - May 2001



	Statistical Uniform Price		Producer Price Differential		Class I Utilization	
	<u>09/2001</u>	<u>09/2000</u>	<u>09/2001</u>	<u>09/2000</u>	<u>09/2001</u>	<u>09/2000</u>
Pacific Northwest	16.34	12.11	0.44	1.35	27.40	30.21
Western	16.32	11.94	0.42	1.18	18.30	29.37
Arizona-Las Vegas	16.70	12.32	-----	-----	35.04	34.69
Central	16.56	11.97	0.66	1.21	28.23	31.39
Southwest	17.60	13.28	1.70	2.52	49.42	49.12
Upper Midwest	16.28	11.46	0.38	0.70	18.73	20.20
Southeast	18.09	14.16	-----	-----	64.55	71.94
Mideast	16.87	12.53	0.97	1.77	40.99	45.86
Appalachian	18.17	14.41	-----	-----	68.96	76.31
Northeast	17.76	13.63	1.86	2.87	44.59	49.25
Florida	19.45	15.59	-----	-----	89.39	91.66

The U.S. Department of Agriculture (USDA) prohibits discrimination in all its programs and activities on the basis of race, color, national origin, sex, religion, age, disability, political beliefs, sexual orientation, and marital or family status. (Not all prohibited bases apply to all programs.) Persons with disabilities who require alternative means for communication or program information (Braille, large print, audiotape, etc.) should contact USDA's TARGET Center at (202) 720-2600 (voice or TDD).

To file a complaint of discrimination write USDA, Director, Office of Civil Rights, Room 326-W, Whitten Building, 14th and Independence Avenue, SW, Washington, DC 20250-9410 or call (202) 720-5964 (voice or TDD). USDA is an equal opportunity provider and employer.



FIRST CLASS
U.S. POSTAGE
PAID
SHAWNEE MISSION, KS
PERMIT NO. 377

FEDERAL MILK MARKET ADMINISTRATOR
P.O. BOX 14650
SHAWNEE MISSION, KANSAS 66285-4650

FIRST CLASS

Central Order Hearing

A USDA public hearing will be held on November 14 to consider proposals which would amend certain pooling and related provisions of the Central federal milk order. A copy of the hearing notice and information on the location of the hearing may be obtained from our website at www.fmmacentral.com under the FO Issues category. You may also contact our office directly at 913-495-9300.