

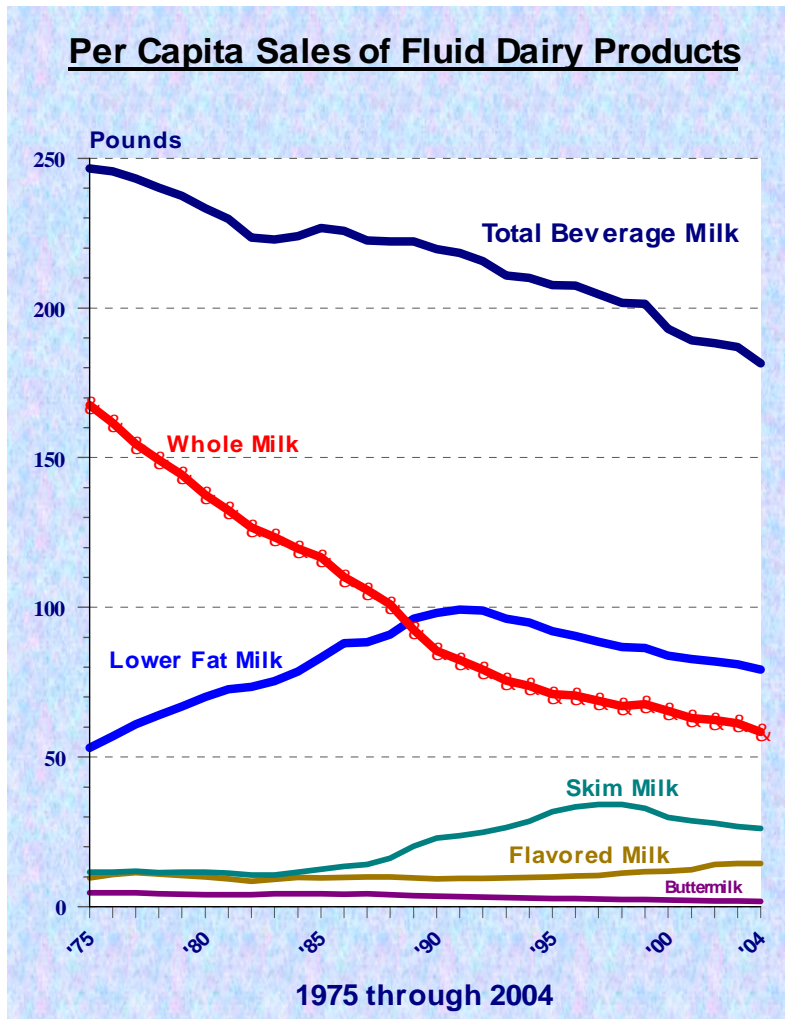
MARKETING SERVICE

B U L L E T I N

Per Capita Consumption of Selected Dairy Products

Dairy product consumption has changed substantially over the past several decades. These changes have important implications for all involved in the production, processing, and marketing of milk and milk-based products. Particularly noteworthy are the trends in per capita consumption. The graphs in this bulletin depict per capita consumption data for various dairy products from 1975 through 2004*.

A continual downward trend in per capita sales of total beverage milk is indicated by the graph below. Per capita sales of whole milk, flavored whole milk, and buttermilk have all decreased significantly since 1975. Moreover, per capita sales of whole milk and buttermilk during 2004 were less than 40% of the level recorded in 1975. While lower fat fluid products posted substantial gains during much of this time period, per capita sales have declined in recent years for all items except flavored lowfat milk. The upper left graph on page two depicts 2004 per capita sales as a percentage of 1975 sales for selected fluid milk products.



The remaining graphs on pages two and three depict per capita consumption of selected dairy products. Cheese consumption has exhibited large gains as indicated by these graphs. To emphasize this point, the milk equivalent of cheese consumption has been greater than fluid milk and cream since the late 1980s. Mozzarella has posted the largest gains among hard cheeses with consumption rising from 2.12 pounds per person in 1975 to 9.92 pounds during 2004. Yogurt and cream products also posted significant per capita consumption gains during this time period.

* All 2004 data is preliminary. The source for data in this bulletin is *Livestock, Dairy, and Poultry Outlook*, United States Department of Agriculture, Economic Research Service. (www.ers.usda.gov/publications/ldp)

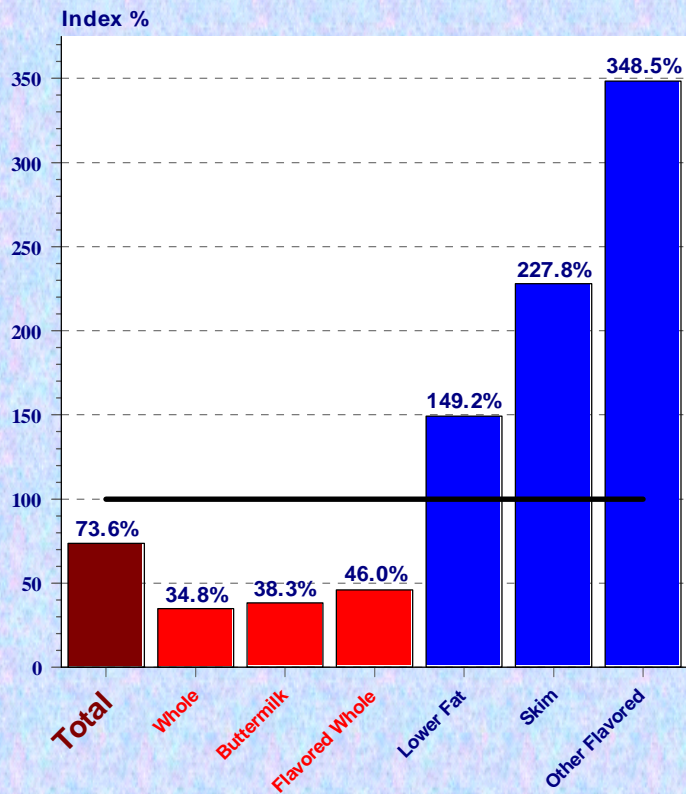
AUGUST

2005



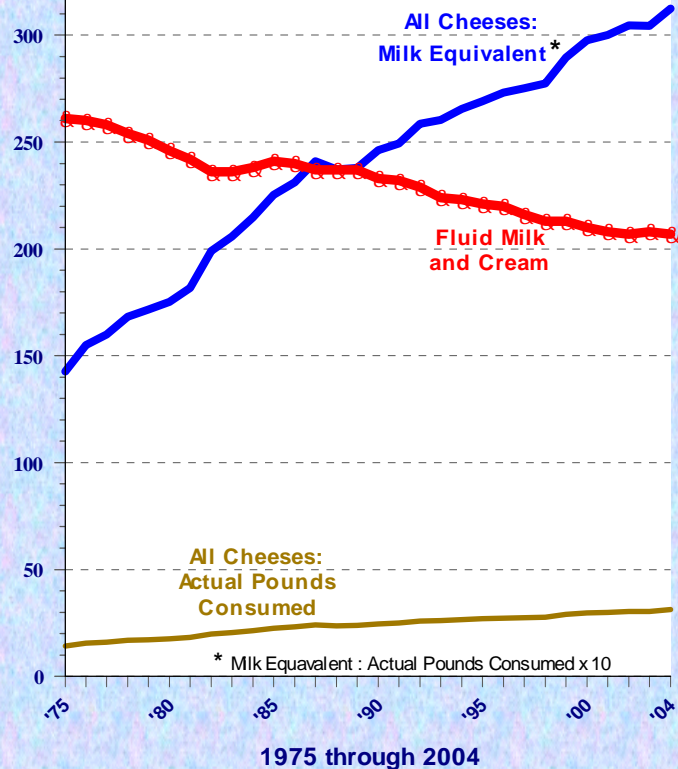
2004 Fluid Milk Per Capita Sales Index

1975 = 100%



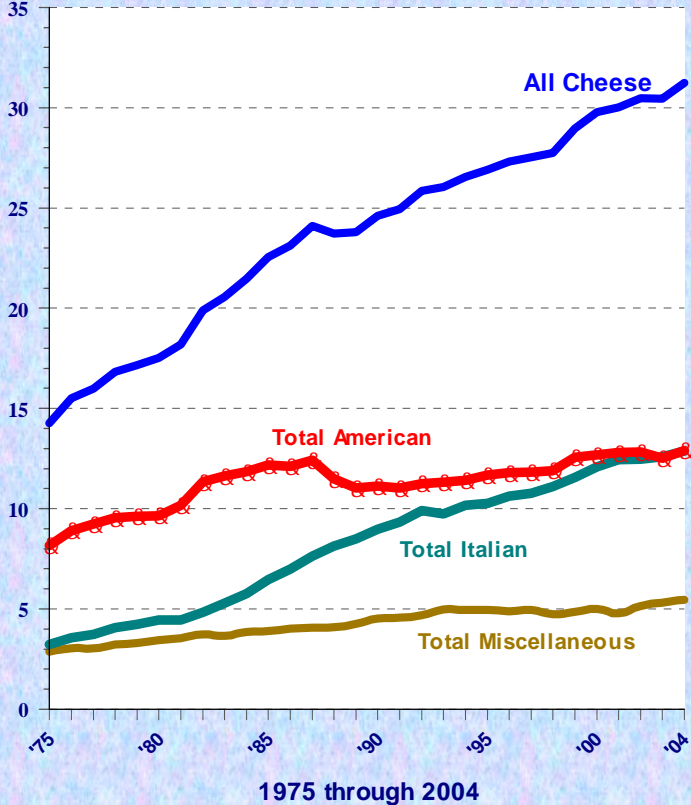
Per Capita Consumption of Dairy Products

Pounds



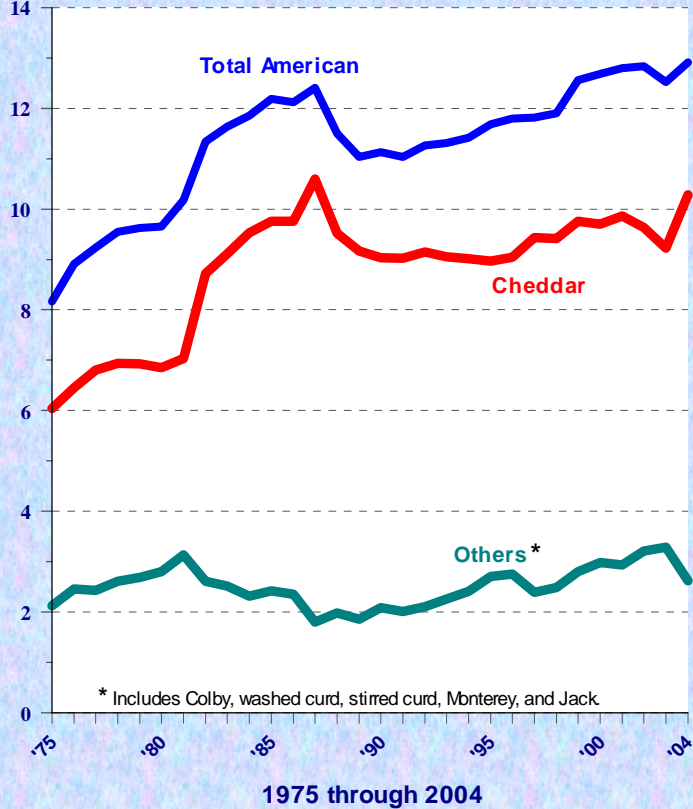
Per Capita Consumption of Cheese

Pounds

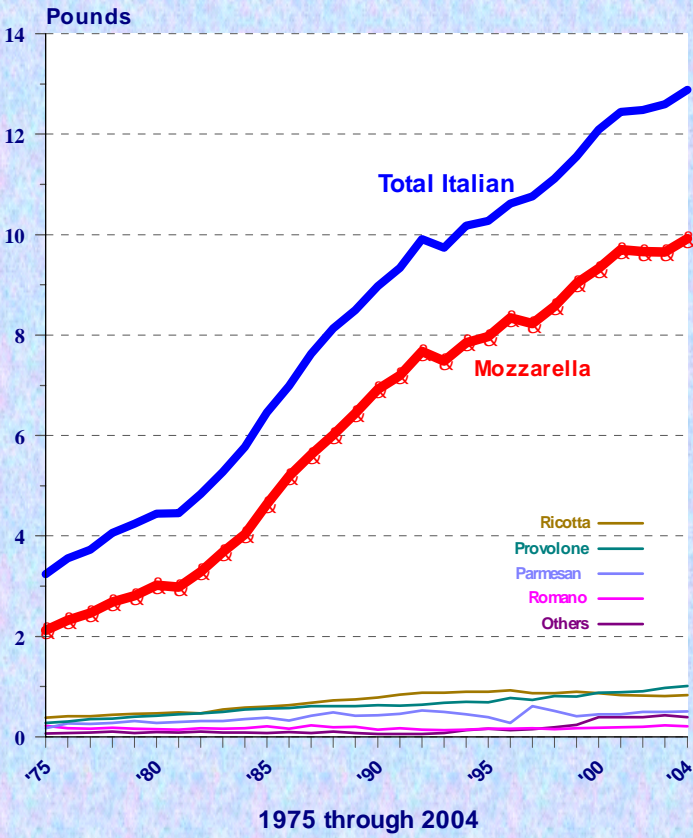


Per Capita Consumption of American Cheese

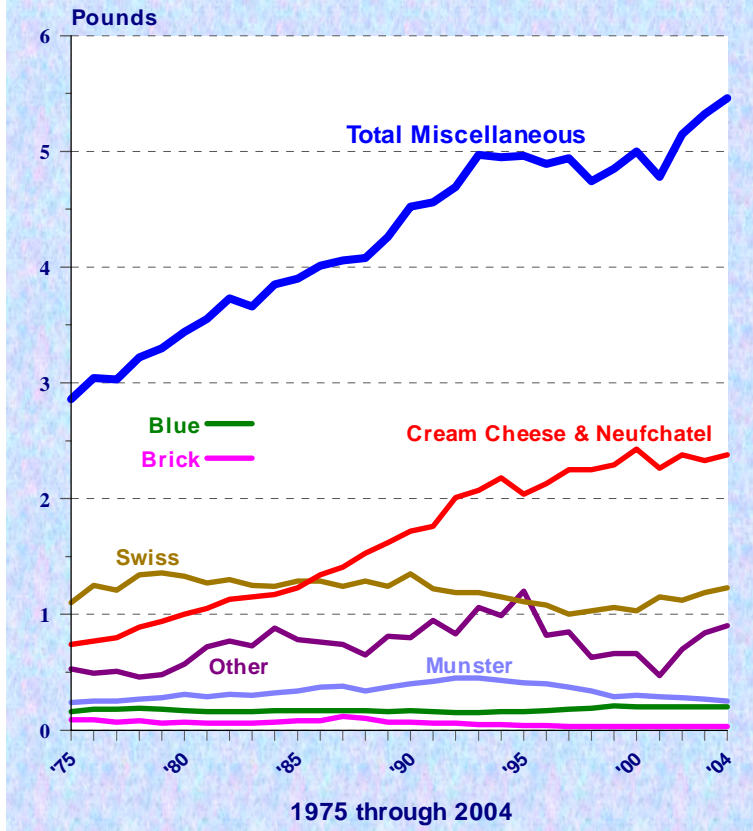
Pounds



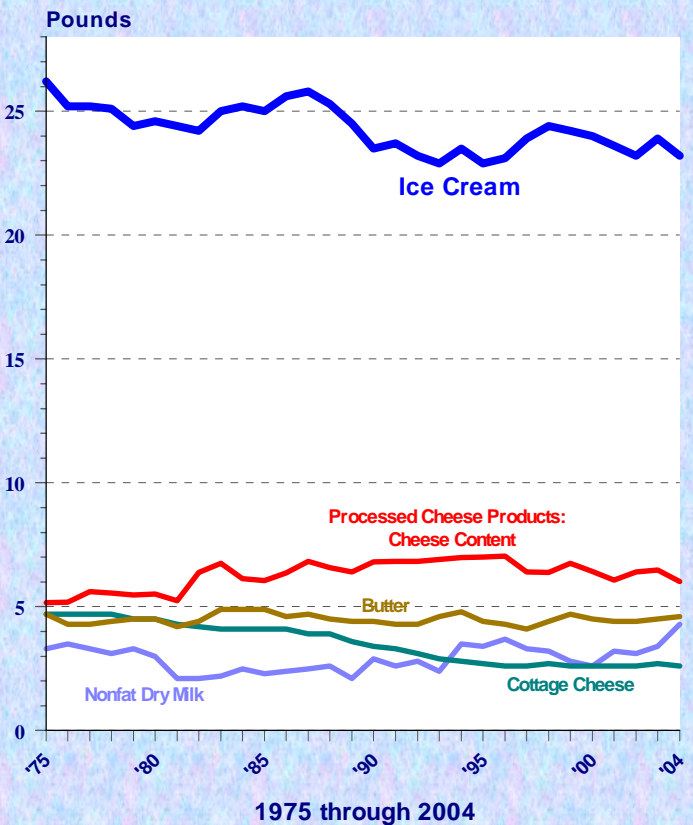
Per Capita Consumption of Italian Cheese



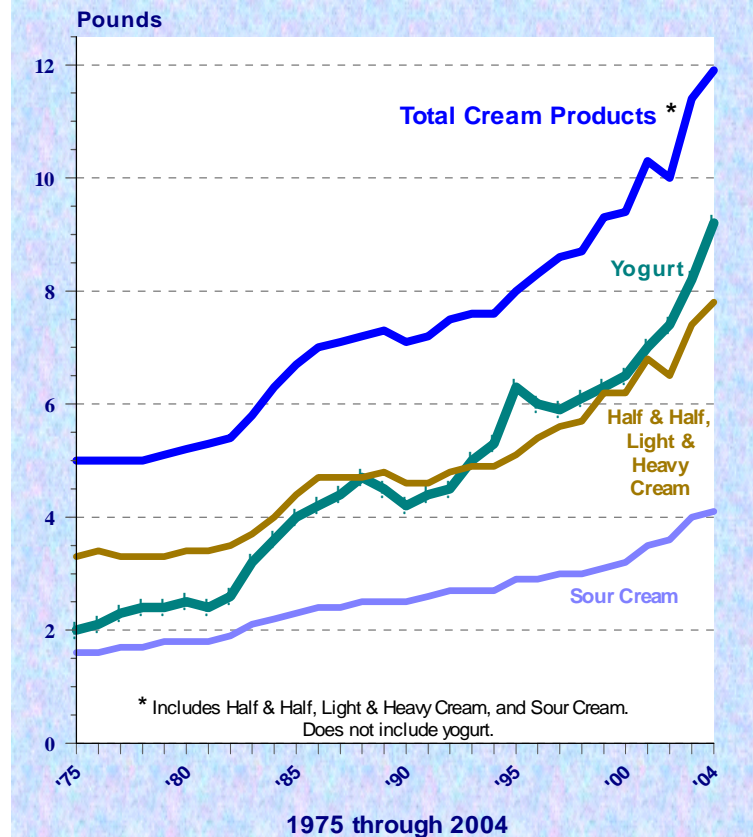
Per Capita Consumption of Miscellaneous Cheeses



Per Capita Consumption of Miscellaneous Dairy Products



Per Capita Consumption of Selected Class II Products



	Statistical Uniform Price		Producer Price Differential		Class I Utilization	
	<u>7/2005</u>	<u>6/2005</u>	<u>7/2005</u>	<u>6/2005</u>	<u>7/2005</u>	<u>6/2005</u>
Pacific Northwest	14.38	13.81	0.03	-0.11	24.71	27.08
Arizona-Las Vegas	14.89	14.19	-----	-----	32.14	30.47
Central	14.76	14.18	0.41	0.26	25.69	37.55
Southwest	15.44	14.87	1.09	0.95	35.83	37.35
Upper Midwest	14.69	14.12	0.34	0.20	16.83	18.44
Southeast	16.18	15.47	-----	-----	61.71	55.54
Mideast	14.96	14.36	0.61	0.44	30.02	29.69
Appalachian	16.26	15.49	-----	-----	66.02	59.10
Northeast	15.85	15.23	1.50	1.31	40.95	41.43
Florida	17.47	16.80	-----	-----	81.59	76.75

The U.S. Department of Agriculture (USDA) prohibits discrimination in all its programs and activities on the basis of race, color, national origin, gender, religion, age, disability, political beliefs, sexual orientation, and marital or family status. (Not all prohibited bases apply to all programs.) Persons with disabilities who require alternative means for communication or program information (Braille, large print, audiotape, etc.) should contact USDA's TARGET Center at (202) 720-2600 (voice or TDD).

To file a complaint of discrimination write USDA, Director, Office of Civil Rights, Room 326-W, Whitten Building, 1400 Independence Avenue, SW, Washington, DC 20250-9410 or call (202) 720-5964 (voice or TDD). USDA is an equal opportunity provider and employer.



**United States
Department of
Agriculture**

FIRST CLASS
U.S. POSTAGE
PAID
SHAWNEE MISSION, KS
PERMIT NO. 377

FEDERAL MILK MARKET ADMINISTRATOR

P.O. BOX 14650

SHAWNEE MISSION, KANSAS 66285-4650

Website: www.fmmcentral.com

E-mail: market.administrator@fmmcentral.com

Phone: 913-495-9300

FIRST CLASS