

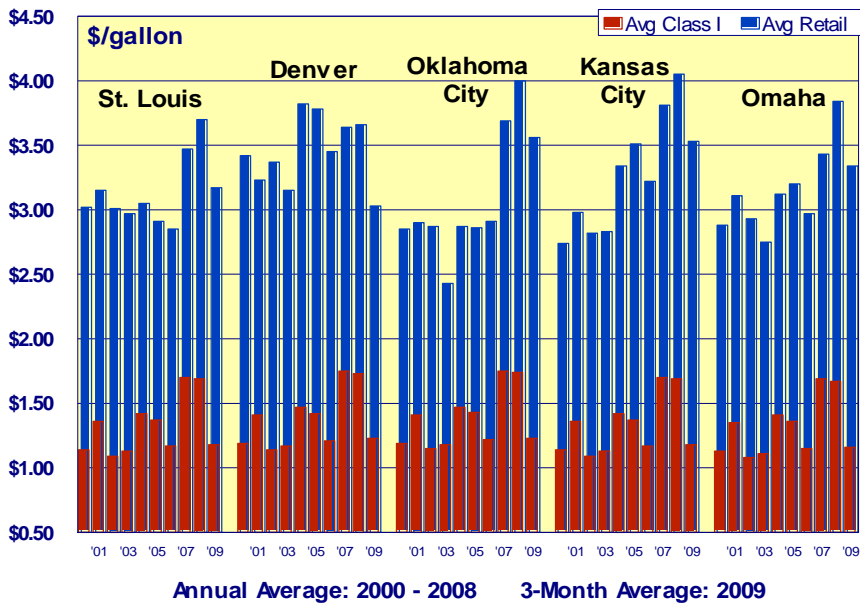
MARKETING SERVICE

BULLETIN

> Federal Milk Order Class I Prices: From Record Highs to 30-Year Lows . . . > Retail Milk Price Update

Cyclical price fluctuation is a phenomenon common to most segments of production agriculture in the United States, including the dairy industry. "Normal" cyclical price fluctuation, however, does not adequately describe the extreme dairy price volatility in recent years. An examination of Federal order prices indicates an astounding \$12.48 spread between the highest and lowest

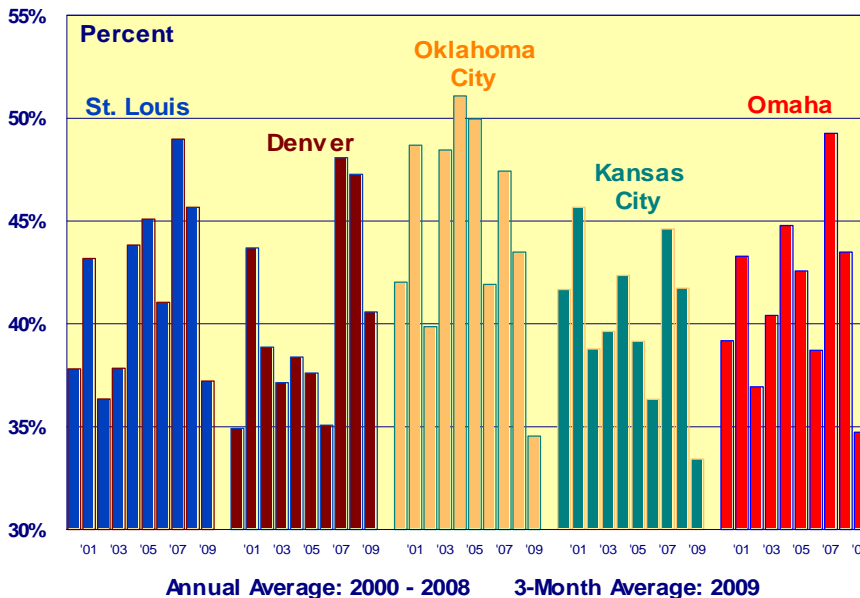
**Minimum Federal Order Class I Prices @ 3.25% BF
versus Retail Homogenized Milk Prices**



Class I base prices over the last 111 months (January 2000 through March 2009).

Federal order Class I prices hit a 30-year low in March 2009 when the base price declined to \$9.43 per hundredweight. September 1978 was the most recent month with a lower price, recording a Class I mover of \$9.33. Prior to March 2009, the 13 lowest post-reform Class I base prices occurred in 2002 and 2003. The "benchmark year" for Federal order prices was 2007 with 6 of the highest 10 Class I base prices. Moreover, 9 of the top 10 prices were recorded in 2007 and 2008. The record high occurred in September 2007 when the Class I mover reached \$21.91.

**Minimum Federal Order Class I Price @ 3.25% BF
As % Of Average Retail Homogenized Milk Price**



Federal order Class I prices affect both dairy producers and dairy processors. The graphics contained in this bulletin illustrate retail homogenized milk prices for five cities in the Central order, along with the corresponding federal order minimum Class I price for each of these cities from January 2000 through March 2009.

M
A
R
C
H

2
0
0
9

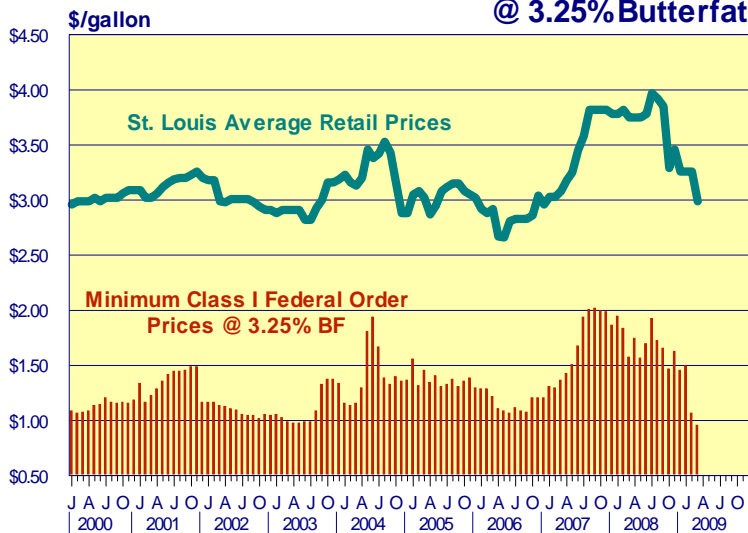


Retail fluid dairy prices are surveyed monthly in St. Louis (MO), Denver (CO), Kansas City (MO), Oklahoma City (OK), and Omaha (NE). The retail prices used are averages for the two largest retail grocery chains and the largest convenience chain. Prices are obtained between the 1st and the 10th of the month, excluding Fridays and weekends, and represent the most common brand in each retail outlet.

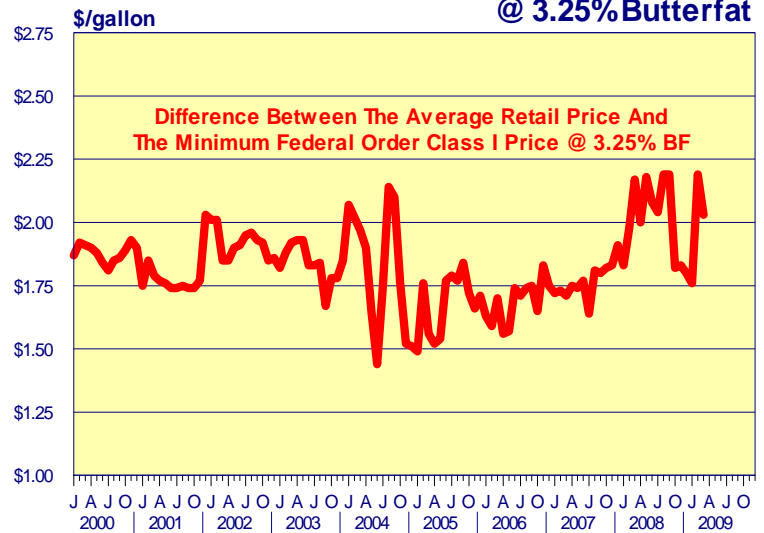
The federal milk order Class I price represents the minimum dairy producers' share of the retail price. The Class I price in all federal milk orders is the minimum amount processors must pay for milk utilized in fluid bottling. All Class I prices in this bulletin have been adjusted to a 3.25% butterfat content to correspond with the average butterfat content of homogenized (whole) milk.

The federal order Class I price does not represent a processor's total milk cost. Additional items associated with fluid milk marketing also need to be considered when calculating the total cost of Class I dairy products. These include items such as: over-order premiums charged by raw milk suppliers; costs associated with processing, packaging, marketing and sales; profit margins; etc.

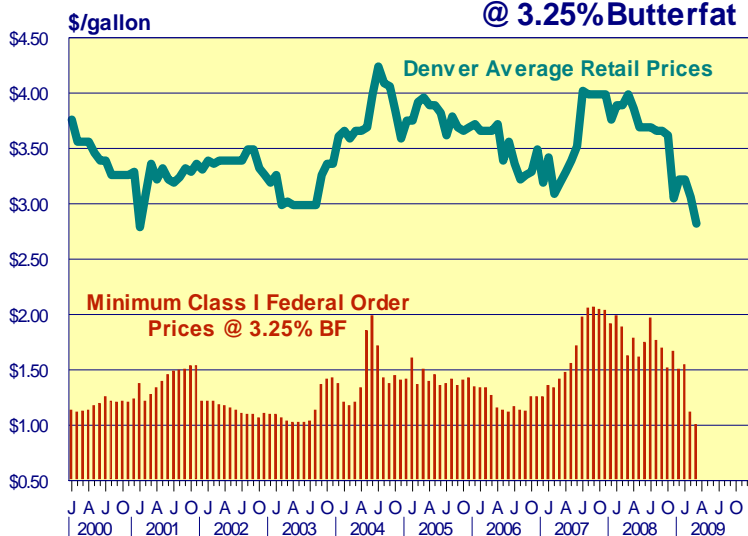
St. Louis Homogenized Milk Prices @ 3.25% Butterfat



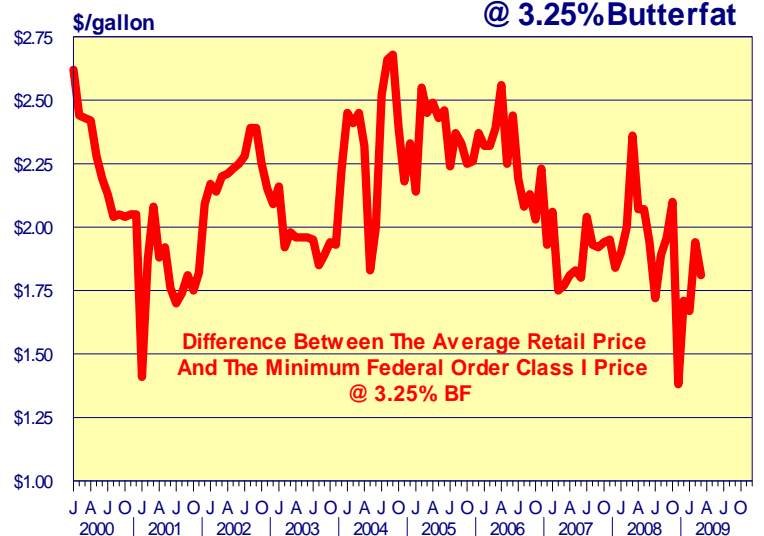
St. Louis Homogenized Milk Prices @ 3.25% Butterfat



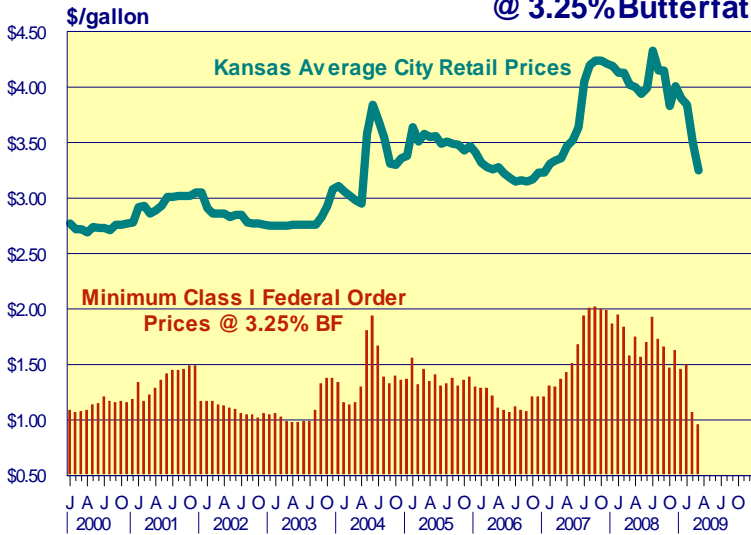
Denver Homogenized Milk Prices @ 3.25% Butterfat



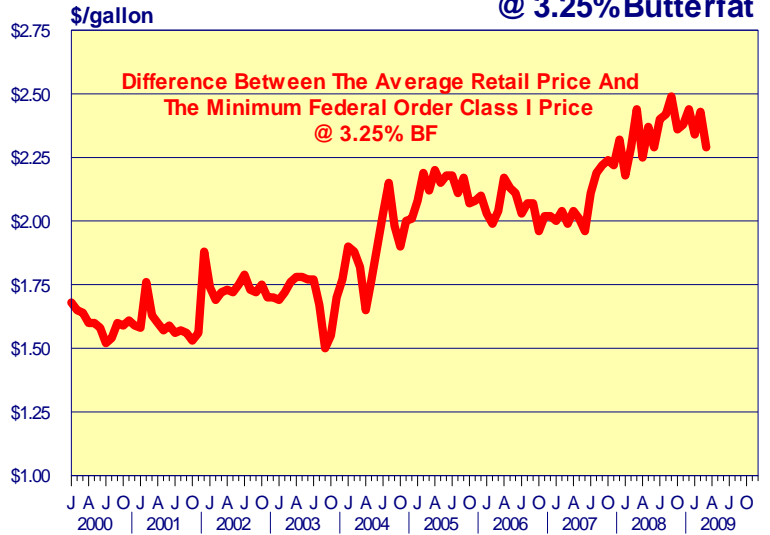
Denver Homogenized Milk Prices @ 3.25% Butterfat



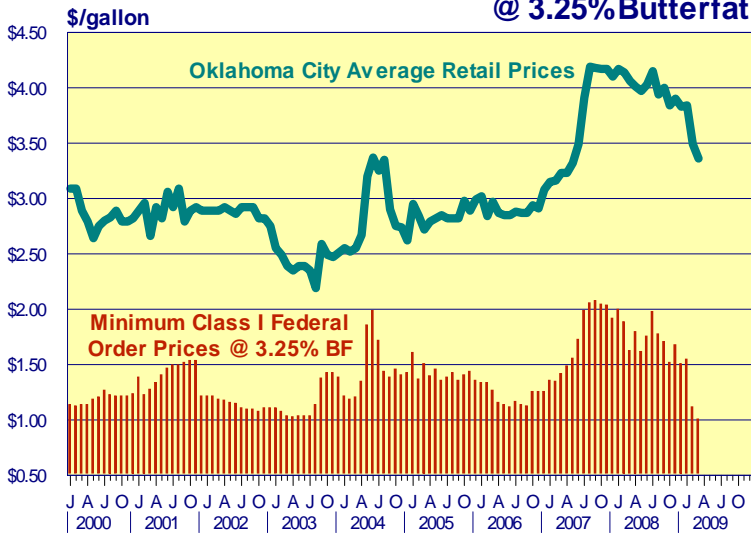
Kansas City Homogenized Milk Prices @ 3.25% Butterfat



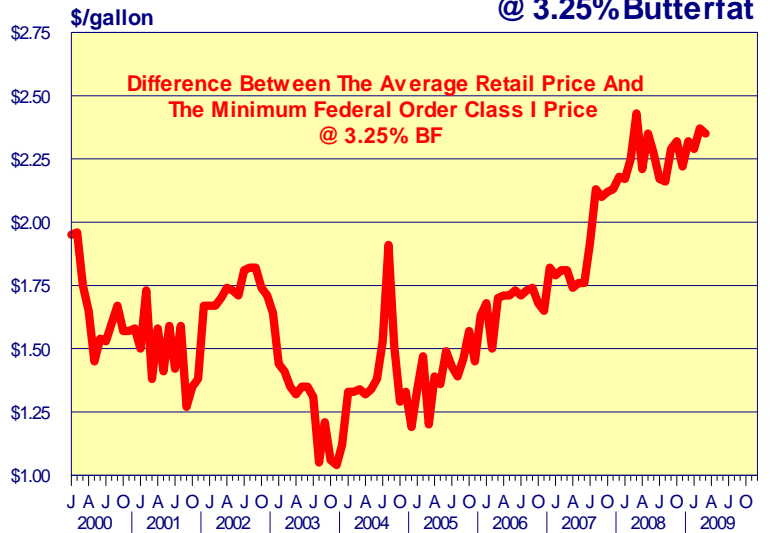
Kansas City Homogenized Milk Prices @ 3.25% Butterfat



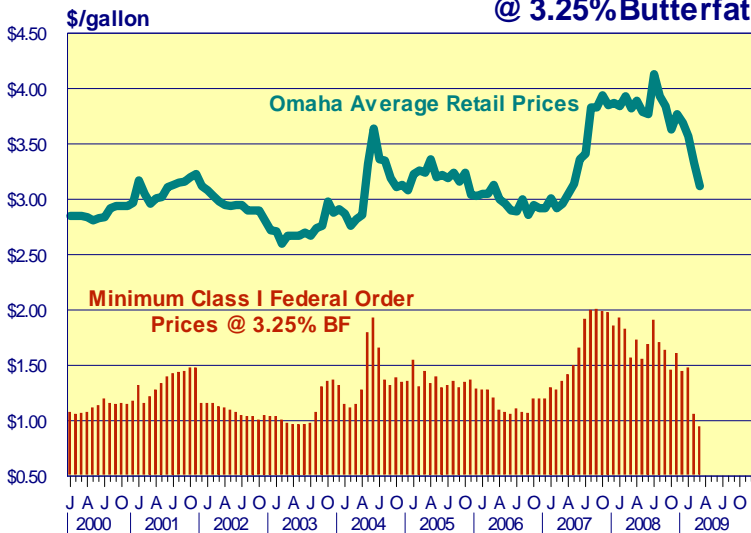
Oklahoma City Homogenized Milk Prices @ 3.25% Butterfat



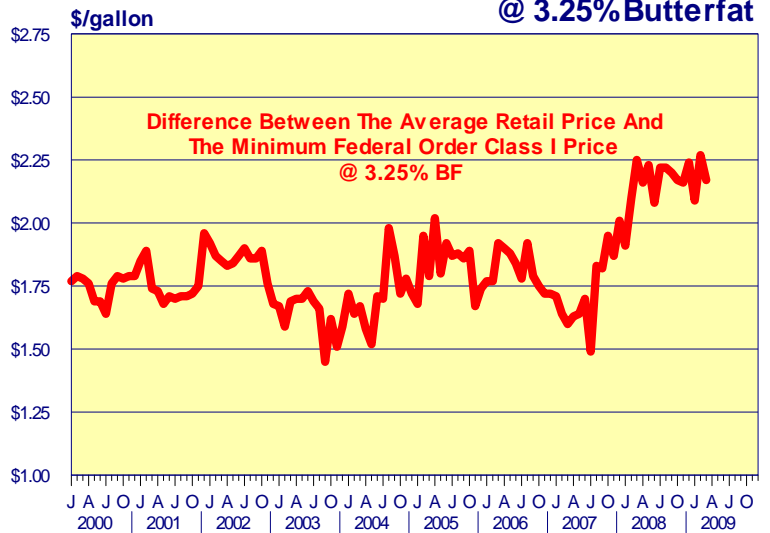
Oklahoma City Homogenized Milk Prices @ 3.25% Butterfat



Omaha Homogenized Milk Prices @ 3.25% Butterfat



Omaha Homogenized Milk Prices @ 3.25% Butterfat



	Statistical Uniform Price		Producer Price Differential		Class I Utilization	
	<u>2/2009</u>	<u>1/2009</u>	<u>2/2009</u>	<u>1/2009</u>	<u>2/2009</u>	<u>1/2009</u>
Northeast	11.75	14.14	2.44	3.36	42.99	44.15
Appalachian	12.98	16.41	-----	-----	69.00	70.29
Florida	15.02	18.92	-----	-----	81.37	81.63
Southeast	13.22	16.62	-----	-----	67.93	68.14
Upper Midwest	9.82	11.60	0.51	0.82	14.32	14.05
Central	10.38	12.49	1.07	1.71	31.86	34.68
Mideast	10.83	13.22	1.52	2.44	42.42	42.49
Pacific Northwest	10.31	12.12	1.00	1.34	28.54	28.23
Southwest	11.31	13.50	2.00	2.72	34.36	34.82
Arizona	10.69	12.49	-----	-----	33.21	31.55

The U.S. Department of Agriculture (USDA) prohibits discrimination in all its programs and activities on the basis of race, color, national origin, age, disability, and where applicable, sex, marital status, familial status, parental status, religion, sexual orientation, genetic information, political beliefs, reprisal, or because all or a part of an individual's income is derived from any public assistance program. (Not all prohibited bases apply to all programs.) Persons with disabilities who require alternative means for communication of program information (Braille, large print, audiotape, etc.) should contact USDA's TARGET Center at (202) 720-2600 (voice and TDD).

To file a complaint of discrimination write to USDA, Director, Office of Civil Rights, 1400 Independence Avenue, S.W., Washington, D.C. 20250-9410 or call (800) 795-3272 (voice) or (202) 720-6382 (TDD). USDA is an equal opportunity provider and employer.



FIRST CLASS
 U.S. POSTAGE
 PAID
 SHAWNEE MISSION, KS
 PERMIT NO. 377

FEDERAL MILK MARKET ADMINISTRATOR
 P.O. BOX 14650
 SHAWNEE MISSION, KANSAS 66285-4650

FIRST CLASS

Website: www.fmmacentral.com
 E-mail: market.administrator@fmmacentral.com
 Phone: 913-495-9300