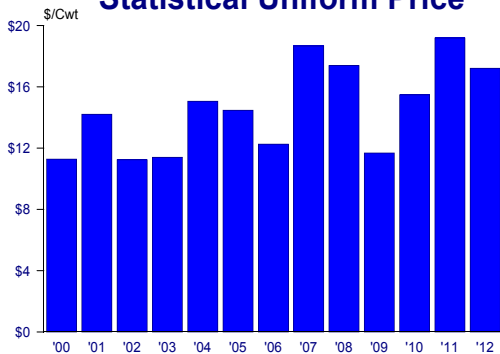


MARKETING SERVICE

BULLETIN

Central Order Data : How Did 2012 Measure Up ?

Statistical Uniform Price



Central Order producer prices, as measured by the statistical uniform price, registered a moderate decrease in 2012 compared with the previous year. This year-to-year decline follows two consecutive years of robust increases. The 2012 weighted average statistical uniform price for the Central Order was \$17.21 per cwt., a 10.32% decrease from 2011's \$19.19 average. Since implementation of Federal Order reform in 2000, the annual statistical uniform price has averaged \$14.58, ranging from a low of \$11.24 in 2002 to the high of \$19.19 in 2011. The weighted average Producer Price Differential (PPD) for 2012 was \$0.10 per cwt., which is \$0.72 less than the 2011 average, and \$0.52 below the post-reform average of \$0.62 per cwt.

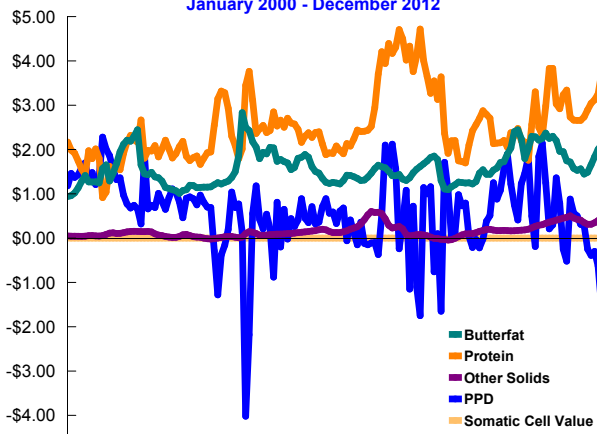


Producer marketings on the Central Order averaged 1.116 billion pounds per month during 2012, for a total of 13.389 billion pounds. This total is down 3.94% from 2011 and 28.40% less than the record amount marketed during 2002. Central Order marketings were the 4th highest among all federal orders in 2012, trailing the Upper Midwest, Northeast, and Mideast Orders. The top right graph on page 3 depicts producer marketing data by order.

Monthly component prices for the last 13 years are depicted by graphs on page 2. Compared with the previous year, the

Central Order Component Values

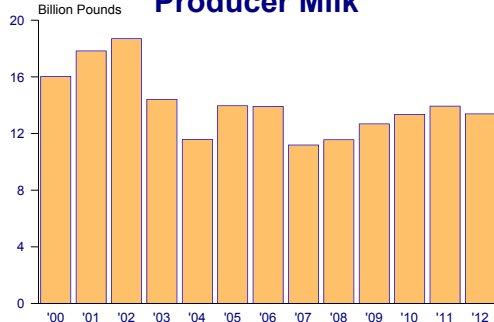
January 2000 - December 2012



2012 other solids average price increased by 18.32% and the protein average price increased by 2.57%, while the average butterfat price decreased by 19.99%. Average Central Order per pound producer component prices, along with the per cwt. PPD and statistical uniform prices, are detailed in the table below.

Class I utilization for the Central Order was 36.41% of producer receipts in 2012. The lowest annual utilization was recorded in 2002 at 26.02%, while the Class I utilization percentage peaked in 2007 at 38.82%.

Producer Milk



Central Order Class I utilization during 2012 ranked 7th among the 10 federal milk orders. Class I utilization percentages for all orders are depicted in the lower left graph on page 3.

The graphics on page 2 depict 2000 through 2012 monthly prices and marketing data for the Central Order. Page 3 graphics illustrate the Central Order's relation to the other 10 orders regarding the statistical uniform price, producer receipts, and Class I and Class III utilization percentages for 2012. Central Order data is highlighted in each graphic.

	<u>Butterfat</u>	<u>Protein</u>	<u>Other Solids</u>	<u>PPD</u>	<u>- -Wtd Average- - Statistical Uniform</u>
2000	\$1.2522	\$1.6938	\$0.0509	\$1.54	\$11.28
2001	1.8480	1.9613	0.1343	1.05	14.21
2002	1.1928	1.9735	0.0593	0.84	11.24
2003	1.2099	2.3770	0.0129	0.51	11.40
2004	2.0507	2.6035	0.0751	0.09	15.06
2005	1.7105	2.4602	0.1228	0.47	14.47
2006	1.3252	2.0912	0.1746	0.46	12.26
2007	1.4693	3.5121	0.4201	0.63	18.67
2008	1.5668	3.8898	0.0555	0.02	17.39
2009	1.2571	2.2087	0.0612	0.45	11.68
2010	1.8535	2.3091	0.1777	1.05	15.48
2011	2.1535	2.9663	0.3434	0.82	19.19
2012	1.7230	3.0426	0.4063	0.10	17.21
%Change ('12 vs '11)	-19.99	+2.57	+18.32	-87.80	-10.32

JANUARY 2013

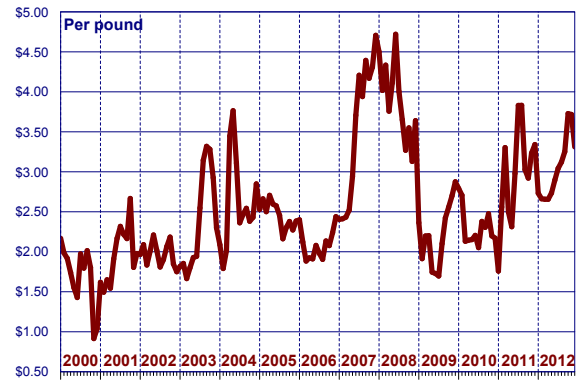


Central Order

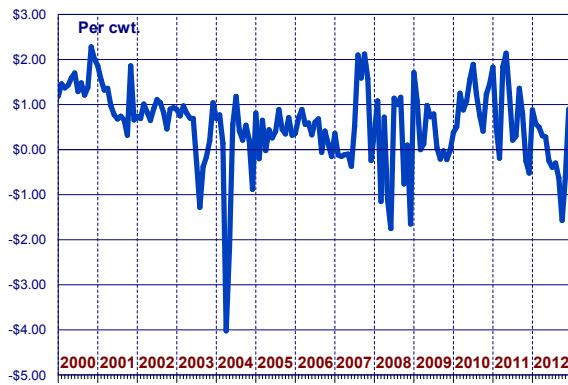
Statistical Uniform Price



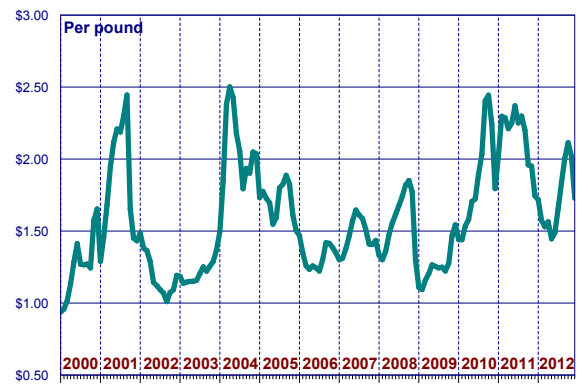
Producer Protein Price



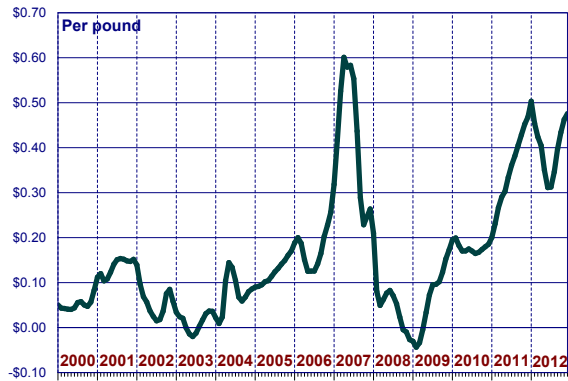
Producer Price Differential



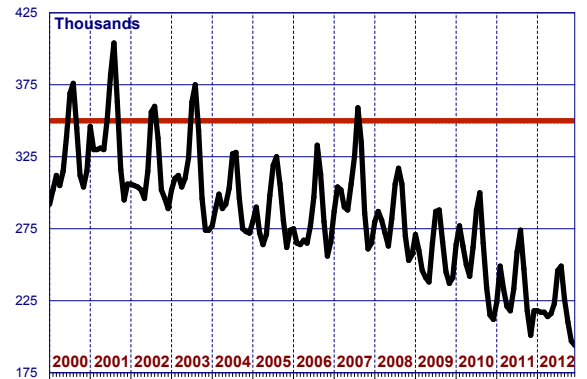
Producer Butterfat Price



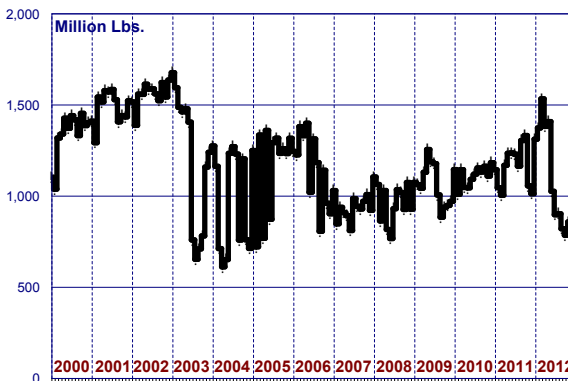
Producer Other Solids Price



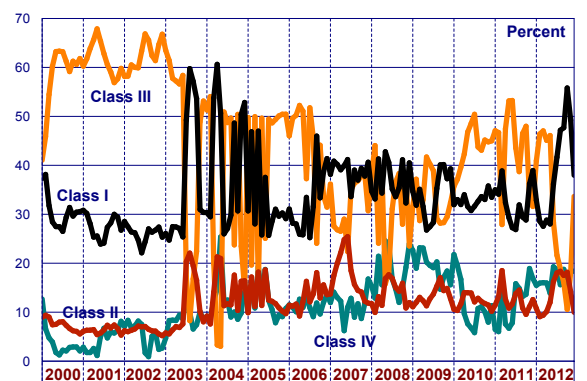
Avg. Somatic Cell Count In Producer Milk



Total Producer Milk Pooled

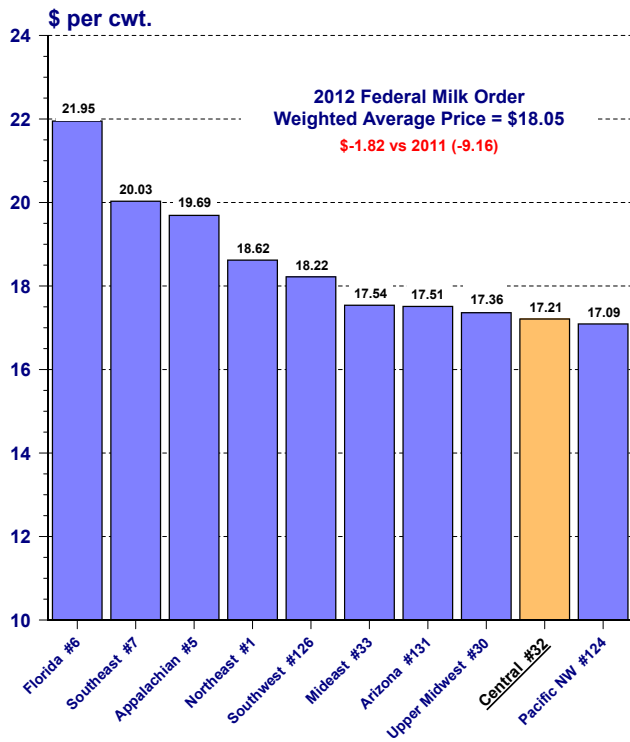


Utilization Of Producer Milk By Class



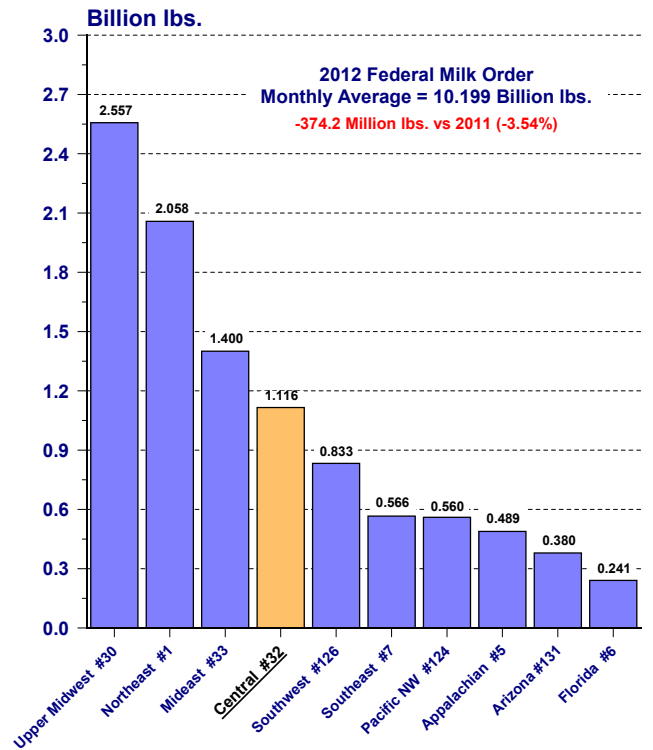
2012 Statistical Uniform Prices

Weighted Average Prices By Federal Milk Order



2012 Producer Receipts

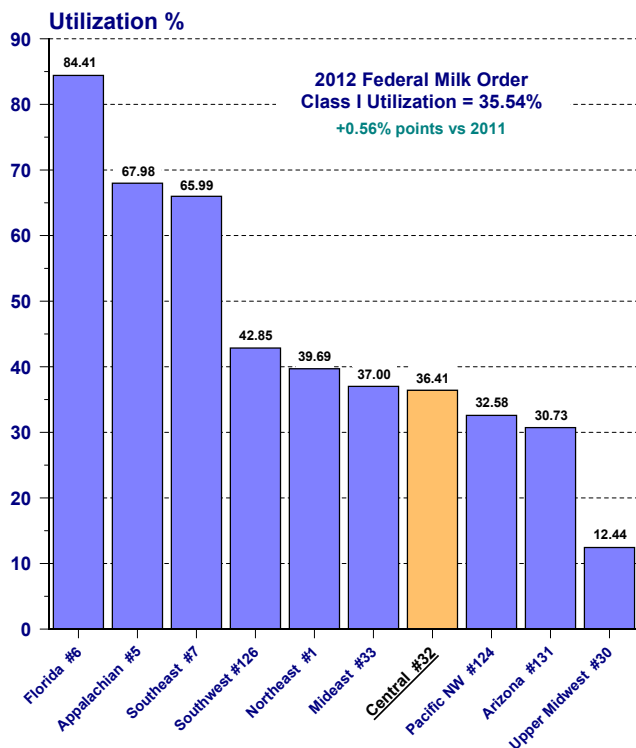
Monthly Average By Federal Milk Order



Federal Order Base Pricing Points: Northeast - Boston, MA; Appalachian - Charlotte, NC; Florida - Tampa, FL; Southeast - Atlanta, GA; Upper Midwest - Chicago, IL; Central - Kansas City, MO; Mideast - Cleveland, OH; Pacific Northwest - Seattle, WA; Southwest - Dallas, TX; Arizona - Phoenix, AZ.

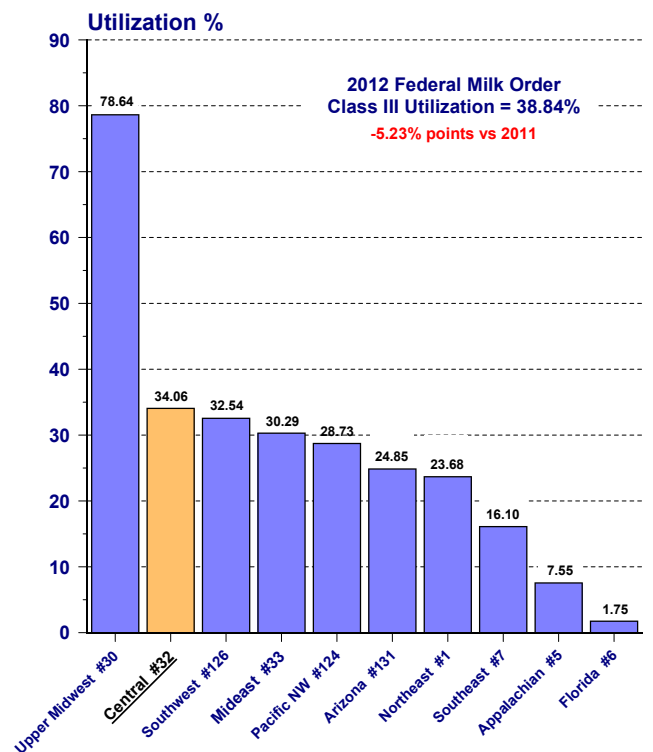
2012 Class I Utilizations

By Federal Milk Order



2012 Class III Utilizations

By Federal Milk Order



	-- Wtd Avg --		-- Wtd Avg --		-- Wtd Avg --	
	Statistical Uniform Price		Producer Price Differential		Class I Utilization	
	<u>2012</u>	<u>2011</u>	<u>2012</u>	<u>2011</u>	<u>2012</u>	<u>2011</u>
Northeast	18.62	20.62	1.20	2.31	39.69	41.36
Appalachian	19.69	21.70	-----	-----	67.98	68.66
Florida	21.95	23.70	-----	-----	84.41	84.40
Southeast	20.03	21.72	-----	-----	65.99	64.79
Upper Midwest	17.36	18.72	0.11	0.36	12.44	12.95
Central	17.21	19.19	0.10	0.82	36.41	32.10
Mideast	17.54	19.59	0.24	1.14	37.00	39.73
Pacific Northwest	17.09	19.25	-0.09	0.84	32.58	27.82
Southwest	18.22	20.20	1.13	1.93	42.85	38.93
Arizona	17.51	19.67	-----	-----	30.73	31.22

The U.S. Department of Agriculture (USDA) prohibits discrimination in all its programs and activities on the basis of race, color, national origin, age, disability, and where applicable, sex (including gender identity and expression), marital status, familial status, parental status, religion, sexual orientation, political beliefs, genetic information, reprisal, or because all or part of an individual's income is derived from any public assistance program. (Not all prohibited bases apply to all programs.) Persons with disabilities who require alternative means for communication of program information (Braille, large print, audiotape, etc.) should contact USDA's TARGET Center at (202) 720-2600 (voice and TDD).

To file a complaint of discrimination, write to USDA, Assistant Secretary for Civil Rights, Office of the Assistant Secretary for Civil Rights, 1400 Independence Avenue, S.W., Stop 9410, Washington, D.C. 20250-9410. Or call toll-free at (866) 632-9992 (English) or (800) 877-8339 (TDD) or (866) 377-8642 (English Federal-relay) or (800) 845-6136 (Spanish Federal-relay). USDA is an equal opportunity provider and employer.



FIRST CLASS
 U.S. POSTAGE
 PAID
 SHAWNEE MISSION, KS
 PERMIT NO. 377

FEDERAL MILK MARKET ADMINISTRATOR
 P.O. BOX 14650
 SHAWNEE MISSION, KANSAS 66285-4650

FIRST CLASS

Website: www.fmmacentral.com
 E-mail: market.administrator@fmmacentral.com
 Phone: 913-495-9300