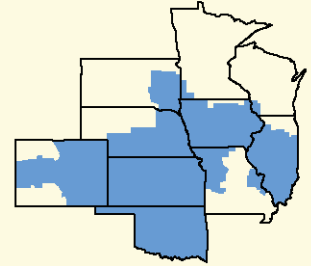


Bulletin

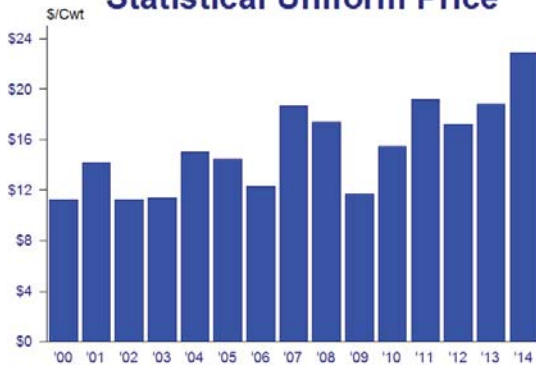


Facilitating the efficient marketing of milk and dairy products.

CENTRAL MARKETING AREA

Central Order Data : How Did 2014 Measure Up ?

Statistical Uniform Price



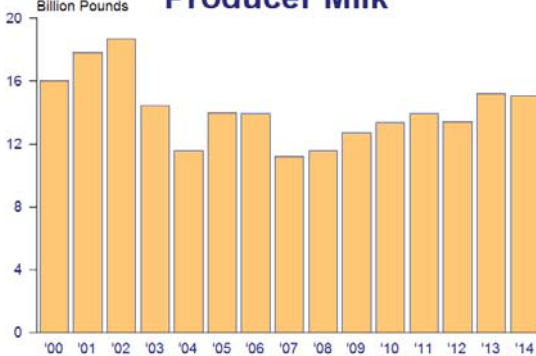
Central Order producer prices, as measured by the statistical uniform price, registered a substantial increase in 2014 compared with the previous year. The 2014 weighted average statistical uniform price for the Central Order was \$22.90 per cwt., a 21.68% increase from 2013's \$18.82 average. Since implementation of Federal Order reform in 2000, the annual statistical uniform price has averaged \$15.42, ranging from a low of \$11.24 in 2002 to the all time high of \$22.90 in 2014. The weighted average Producer Price Differential (PPD) for 2014 was \$0.61 per cwt., which is \$0.22 less than the 2013 average, and \$0.02 below the post-reform average of \$0.63 per cwt.



Producer marketings on the Central Order averaged 1.255 billion pounds per month during 2014, for a total of 15.063 billion pounds. This total is down 0.90% from 2013, and is 19.45% less than the record 18.700 billion pounds marketed during 2002. Central Order marketings were the 4th

highest among all federal orders in 2014, trailing the Upper Midwest, Northeast, and Mideast Orders. The top right graph on page 3 depicts producer marketing data by order.

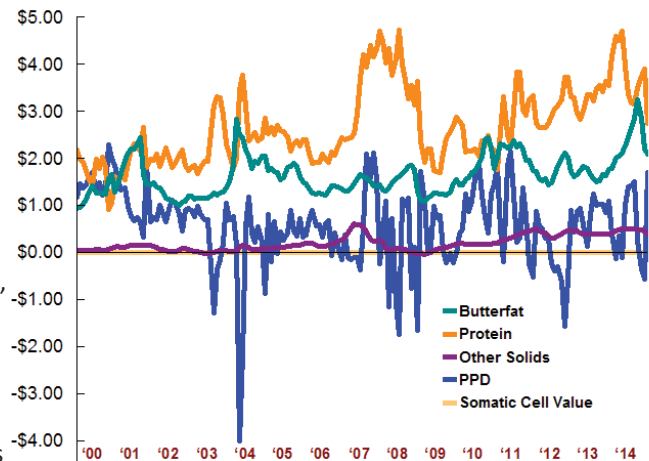
Producer Milk



Monthly component prices for the last 15 years are depicted by graphs on page 2.

Compared with the previous year, the 2014 butterfat price average increased by 43.03%, while the other solids average price increased by 16.26%, and the average protein price increased by 14.92%.

Central Order Component Values



per pound producer component prices, along with per hundredweight PPD, and statistical uniform prices are detailed in the table on this page.

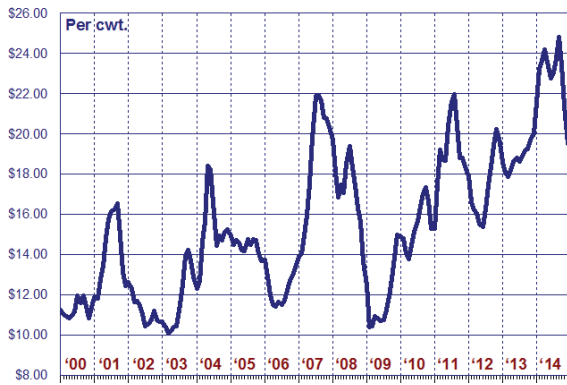
Class I utilization for the Central Order was 31.97% of producer receipts in 2014. The lowest annual utilization was recorded in 2002 at 26.02%, while Class I utilization peaked in 2007 at 38.82%. Central Order Class I utilization during 2014 ranked 7th among the 10 federal milk orders. Class I utilization percentages for all orders are depicted in the lower left graph on page 3.

The graphics on page 2 depict 2000 through 2014 monthly prices and marketing data for the Central Order. Page 3 graphics illustrate the Central Order's relation to the other 10 orders regarding the statistical uniform price, producer receipts, and Class I and Class III utilization percentages for 2014. Central Order data is highlighted in each graphic.

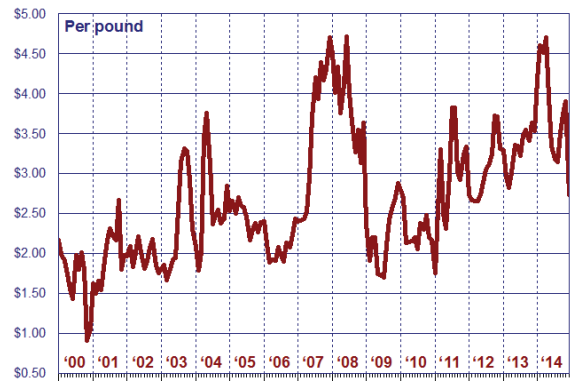
	<u>Butterfat</u>	<u>Protein</u>	<u>Other Solids</u>	<u>- Wtd Average - PPD</u>	<u>- Statistical Uniform</u>
2000	\$1.2522	\$1.6938	\$0.0509	\$1.54	\$11.28
2001	1.8480	1.9613	0.1343	1.05	14.21
2002	1.1928	1.9735	0.0593	0.84	11.24
2003	1.2099	2.3770	0.0129	0.51	11.40
2004	2.0507	2.6035	0.0751	0.09	15.06
2005	1.7105	2.4602	0.1228	0.47	14.47
2006	1.3252	2.0912	0.1746	0.46	12.26
2007	1.4693	3.5121	0.4201	0.63	18.67
2008	1.5668	3.8898	0.0555	0.02	17.39
2009	1.2571	2.2087	0.0612	0.45	11.68
2010	1.8535	2.3091	0.1777	1.05	15.48
2011	2.1535	2.9663	0.3434	0.82	19.19
2012	1.7230	3.0426	0.4063	0.10	17.21
2013	1.6634	3.3010	0.4029	0.83	18.82
2014	2.3792	3.7935	0.4684	0.61	22.90
%Change	+43.03	+14.92	+16.26	+26.51	+21.68

Central Order

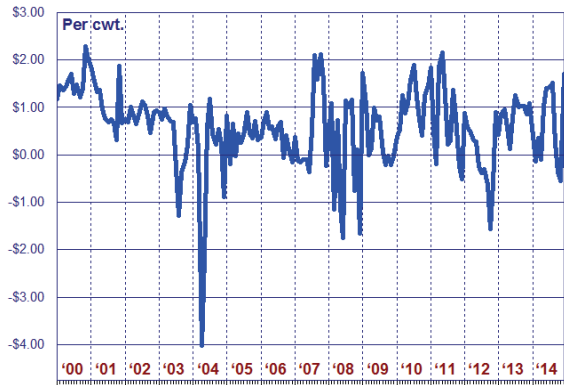
Statistical Uniform Price



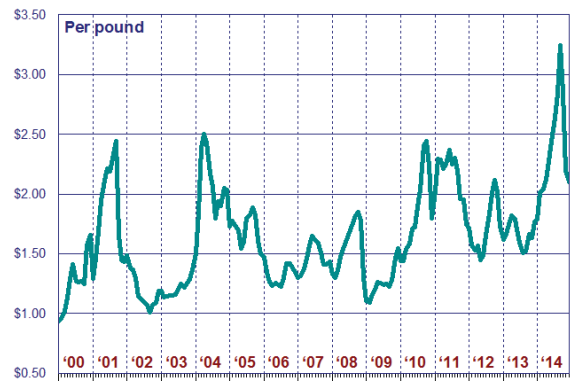
Producer Protein Price



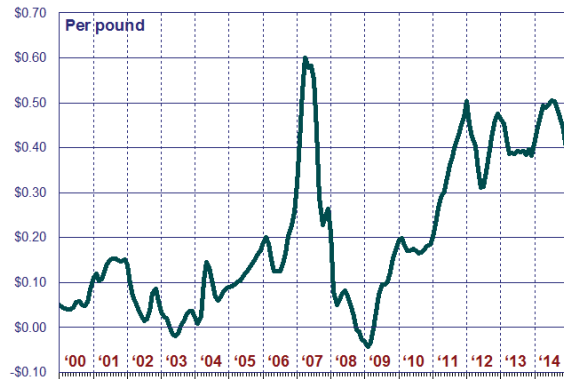
Producer Price Differential



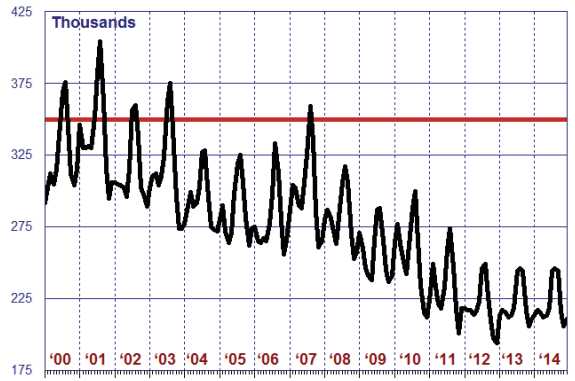
Producer Butterfat Price



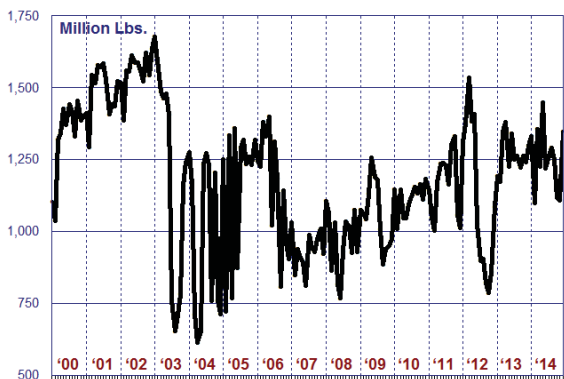
Producer Other Solids Price



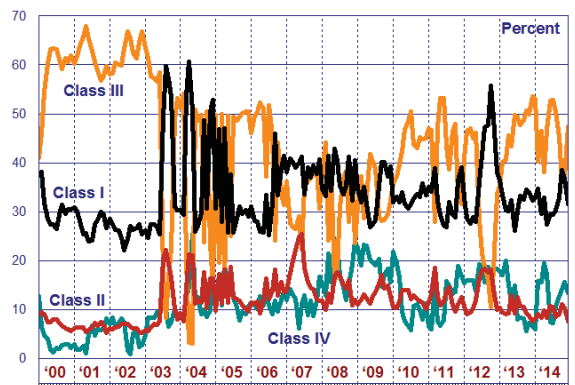
Avg. Somatic Cell Count In Producer Milk



Total Producer Milk Pooled

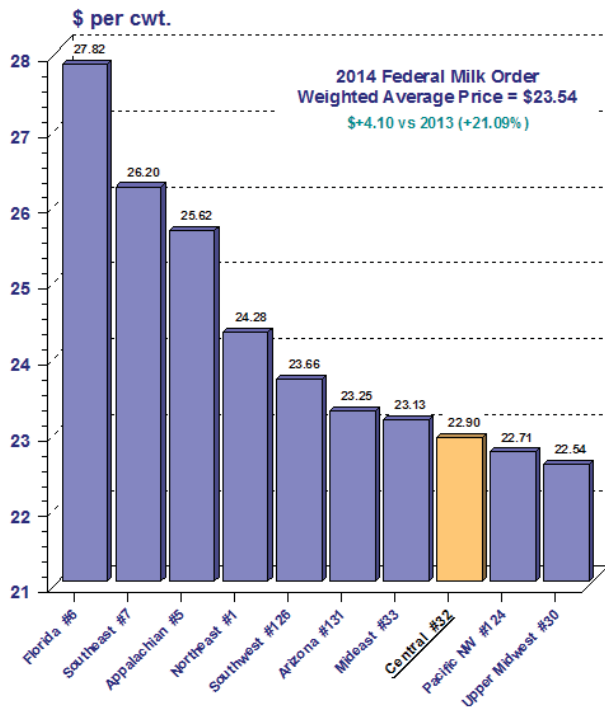


Utilization Of Producer Milk By Class



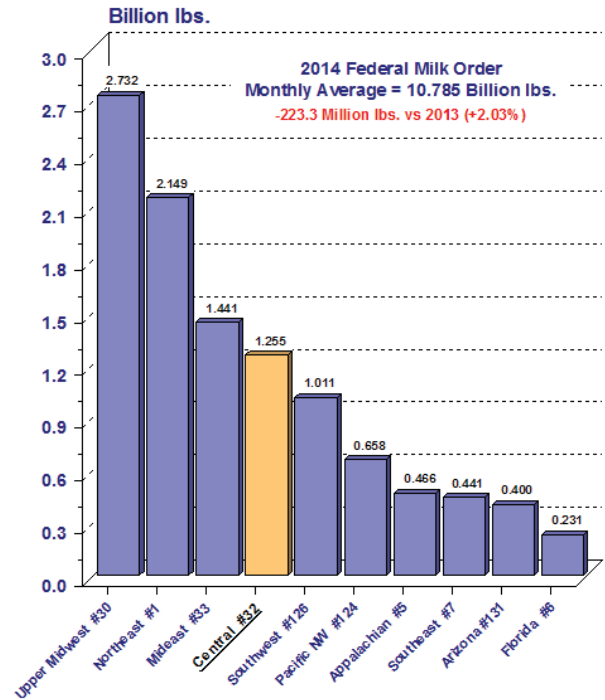
2014 Statistical Uniform Prices

Weighted Average Prices By Federal Milk Order



2014 Producer Receipts

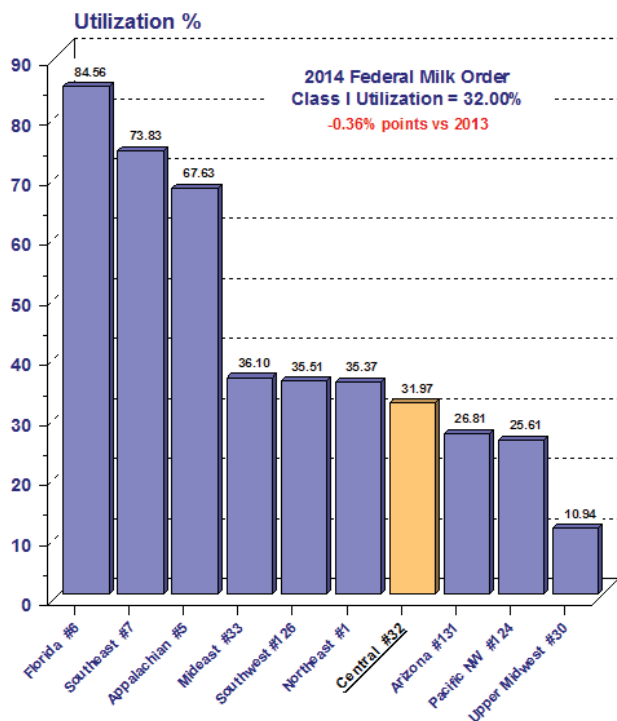
Monthly Average By Federal Milk Order



Federal Order Base Pricing Points: Northeast - Boston, MA; Appalachian - Charlotte, NC; Florida - Tampa, FL; Southeast - Atlanta, GA; Upper Midwest - Chicago, IL; Central - Kansas City, MO; Mideast - Cleveland, OH; Pacific Northwest - Seattle, WA; Southwest - Dallas, TX; Arizona - Phoenix, AZ.

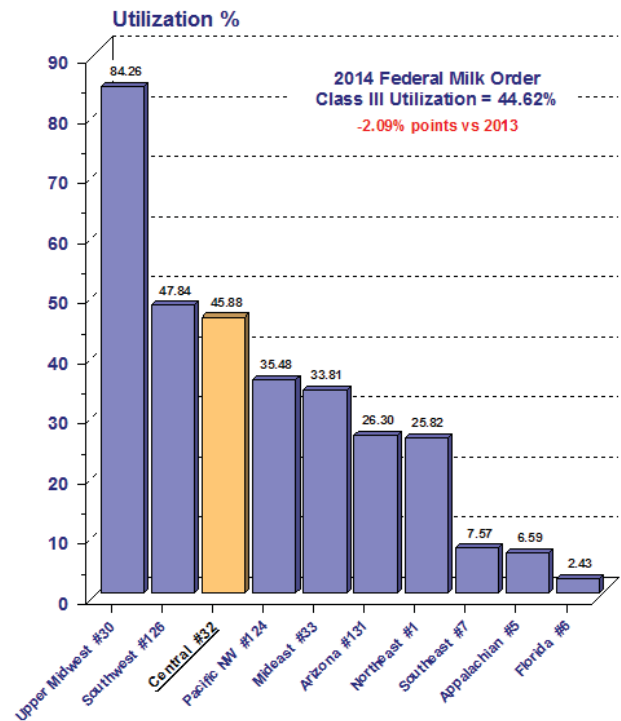
2014 Class I Utilizations

By Federal Milk Order



2014 Class III Utilizations

By Federal Milk Order





**United States
Department of
Agriculture**

FIRST CLASS
U.S. POSTAGE
PAID
SHAWNEE MISSION, KS
PERMIT NO. 377

FEDERAL MILK MARKET ADMINISTRATOR
P.O. BOX 14650
SHAWNEE MISSION, KANSAS 66285-4650

FIRST CLASS

Website: www.fmmacentral.com
E-mail: market.administrator@fmmacentral.com
Phone: 913-495-9300

	-- Wtd Avg -- Statistical Uniform Price		-- Wtd Avg -- Producer Price Differential		-- Wtd Avg -- Class I Utilization	
	<u>2014</u>	<u>2013</u>	<u>2014</u>	<u>2013</u>	<u>2014</u>	<u>2013</u>
Northeast	24.28	20.23	1.96	2.25	35.37	37.40
Appalachian	25.62	21.34	-----	-----	67.63	67.12
Florida	27.82	23.53	-----	-----	84.56	85.54
Southeast	26.20	21.74	-----	-----	73.83	67.92
Upper Midwest	22.54	18.29	0.26	0.31	10.94	10.74
Central	22.90	18.82	0.61	0.83	31.97	32.02
Mideast	23.13	19.17	0.84	1.19	36.10	38.57
Pacific Northwest	22.71	18.83	0.47	0.85	25.61	25.74
Southwest	23.66	19.59	1.46	1.63	35.51	33.51
Arizona	23.25	19.41	-----	-----	26.81	29.40

The U.S. Department of Agriculture (USDA) prohibits discrimination in all its programs and activities on the basis of race, color, national origin, age, disability, and where applicable, sex (including gender identity and expression), marital status, familial status, parental status, religion, sexual orientation, political beliefs, genetic information, reprisal, or because all or part of an individual's income is derived from any public assistance program. (Not all prohibited bases apply to all programs.) Persons with disabilities who require alternative means for communication of program information (Braille, large print, audiotape, etc.) should contact USDA's TARGET Center at (202) 720-2600 (voice and TDD).

To file a complaint of discrimination, write to USDA, Assistant Secretary for Civil Rights, Office of the Assistant Secretary for Civil Rights, 1400 Independence Avenue, S.W., Stop 9410, Washington, D.C. 20250-9410. Or call toll-free at (866) 632-9992 (English) or (800) 877-8339 (TDD) or (866) 377-8642 (English Federal-relay) or (800) 845-6136 (Spanish Federal-relay). USDA is an equal opportunity provider and employer.