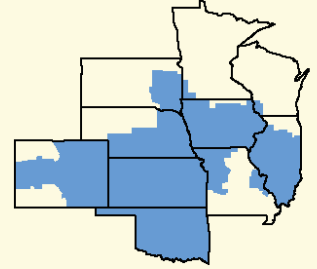


# Bulletin

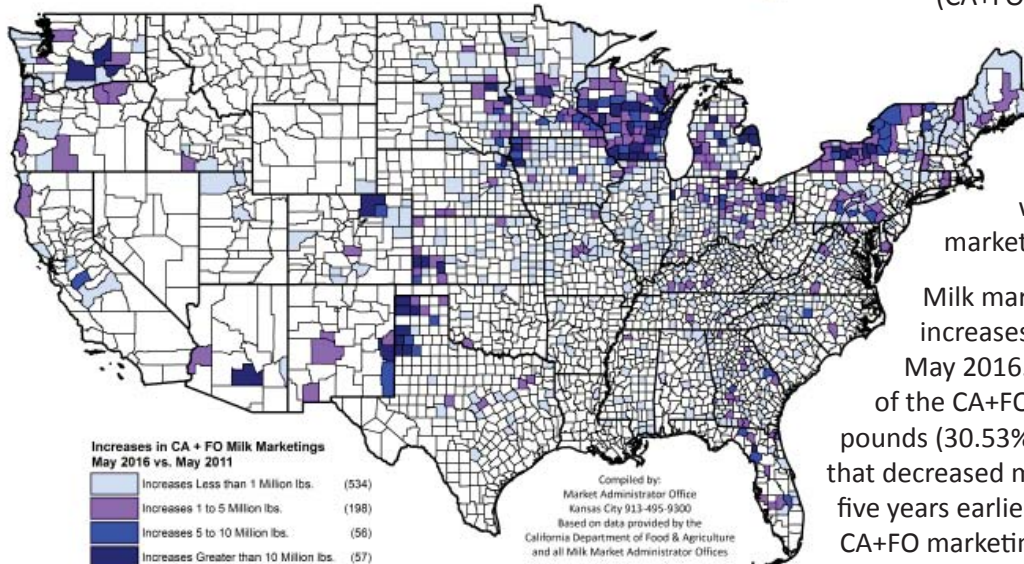


*Facilitating the efficient marketing of milk and dairy products.*



**CENTRAL MARKETING AREA**

**845 Counties Increased Marketings**



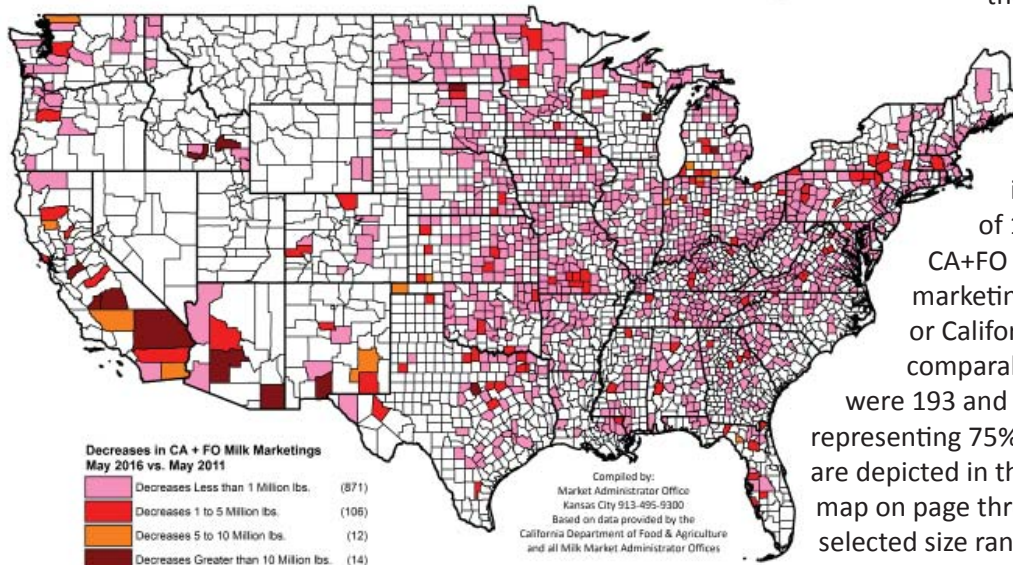
This Bulletin details California & Federal order (CA+FO) milk marketings by county for **May 2016** and includes comparisons with May 2011. The top map on this page depicts counties with CA+FO marketing increases compared with five years earlier, while counties that reported decreased marketings are portrayed in the lower map.

Milk marketings from 845 counties with increases totaled 11.502 billion pounds during May 2016. These marketings represent 69.47% of the CA+FO total. This compares to 5.055 billion pounds (30.53% of the total) from 1,003 counties that decreased marketings, comparing May 2016 with five years earlier. There were 1,446 counties with no CA+FO marketings in May 2016; 193 of these counties had marketings during May 2011.

Milk from 13 counties accounted for 25% of all CA+FO marketings during May 2016, which is an increase of two from the 11 counties that marketed 25% during May 2011. Seven of the top 13 counties are located in California, with Tulare (CA) county's 973 billion pounds leading the way. Marketings from this county represent 5.88% of the CA+FO May 2016 total. To put this in perspective, it requires the combined marketings of 1,128 counties with the lowest marketings to surpass the Tulare county total.

The 13 counties that represent 25% of the CA+FO total for May 2016 are depicted in the top left map on page two.

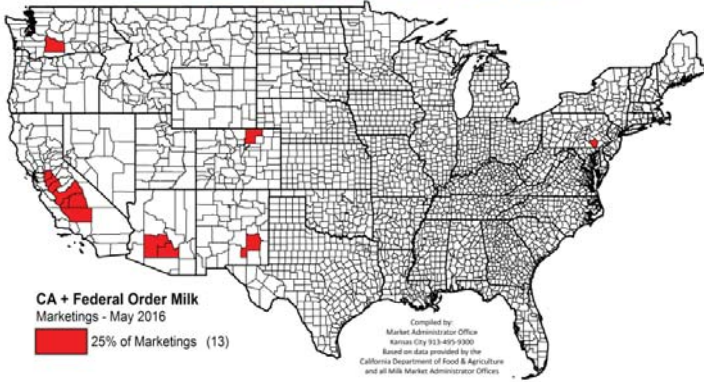
**1,003 Counties Decreased Marketings**



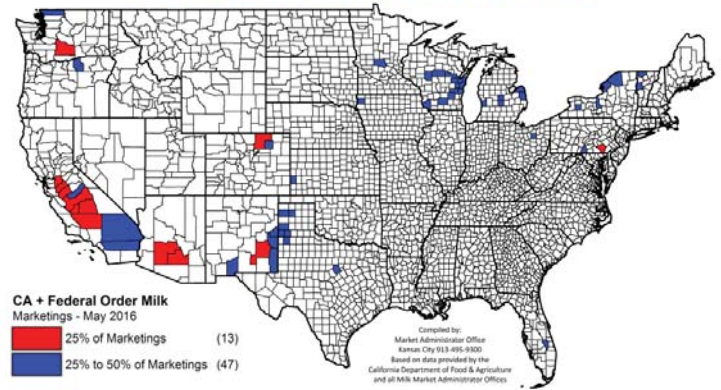
As indicated by the top right map on page two, 60 counties marketed 50% of the May 2016 CA+FO total, up from 57 counties in May 2011. In May 2016 a total of 185 counties marketed 75% of the CA+FO total, while 1,655 counties had milk marketings under either the Federal order or California state order programs. The comparable number of counties for May 2011 were 193 and 1,794, respectively. The counties representing 75% and 100% of CA+FO milk marketings are depicted in the lower two maps on page two. The map on page three details CA+FO milk marketings by selected size ranges for May 2016, while counties with no CA+FO milk marketings are depicted in the map on the last page of this bulletin.



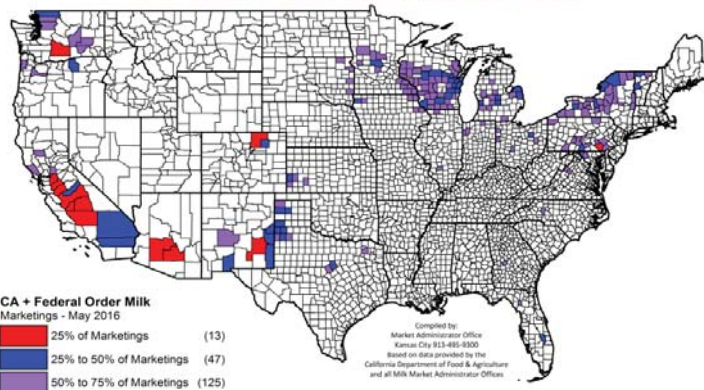
**13 Counties Marketed 25% of All  
CA + Federal Order Milk During May 2016**



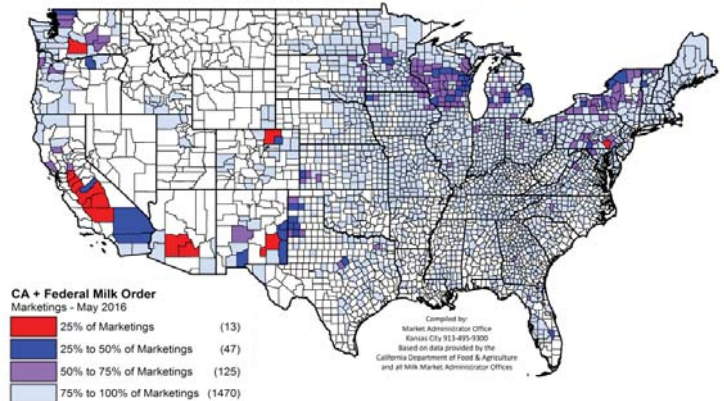
**60 Counties Marketed 50% of All  
CA + Federal Order Milk During May 2016**



**185 Counties Marketed 75% of All  
CA + Federal Order Milk During May 2016**



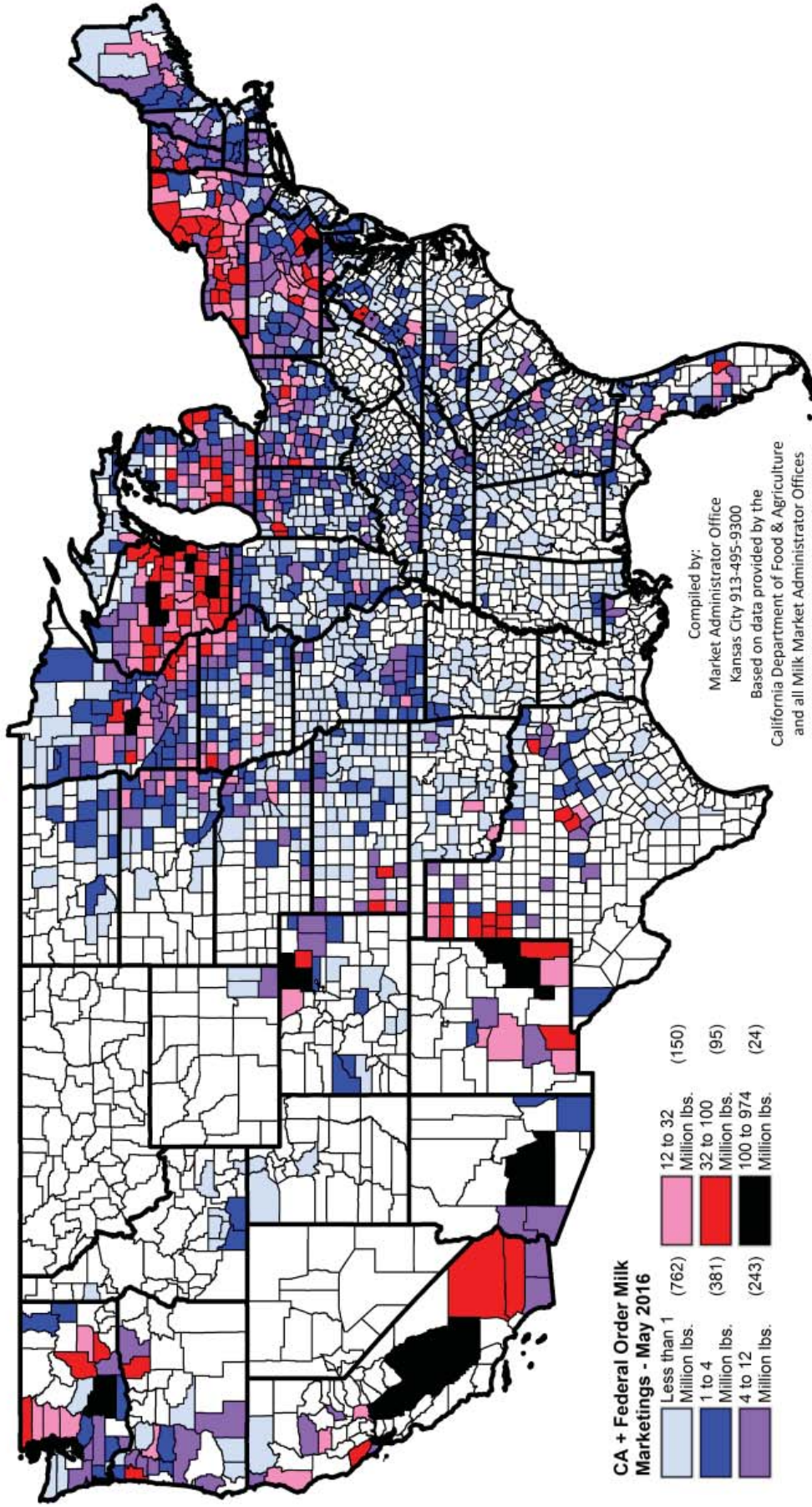
**1,655 Counties Marketed 100% of All  
CA + Federal Order Milk During May 2016**



**Twelve Counties Marketed 25% Of The CA + Federal Order Milk  
During May 2016**

	<u>May '16 Mktgts</u>	<u>CA + FO Total</u>
Tulare, CA	973,191,390	5.88
Merced, CA	495,674,222	2.99
Kings, CA	375,203,164	2.27
Kern, CA	338,203,872	2.04
Stanislaus, CA	323,224,093	1.95
Fresno, CA	242,747,131	1.47
Maricopa, WA	237,943,799	1.44
Yakima, AZ	233,851,329	1.41
San Joaquin, CA	209,518,055	1.27
Lancaster, PA	208,392,635	1.26
Weld, CO	201,863,681	1.22
Pinal, AZ	174,725,319	1.06
Chaves, NM	162,225,159	0.98
<b>13-County Total</b>	<b>4,176,763,849</b>	<b>25.23</b>
<b>CA + FO Total</b>	<b>16,556,984,408</b>	

# CA + Federal Order Milk Marketings by County May 2016



CA + Federal Order Milk Marketings - May 2016

Less than 1 Million lbs.	(762)	12 to 32 Million lbs.	(150)
1 to 4 Million lbs.	(381)	32 to 100 Million lbs.	(95)
4 to 12 Million lbs.	(243)	100 to 974 Million lbs.	(24)

Compiled by:  
Market Administrator Office  
Kansas City 913-495-9300  
Based on data provided by the  
California Department of Food & Agriculture  
and all Milk Market Administrator Offices





**United States  
Department of  
Agriculture**

FIRST CLASS  
U.S. POSTAGE  
PAID  
OLATHE, KS  
PERMIT NO. 377

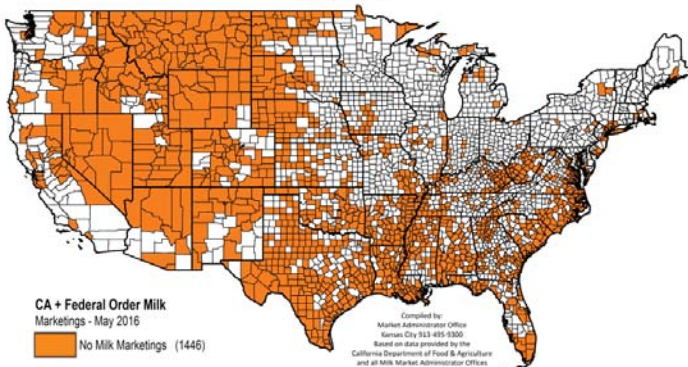
**FEDERAL MILK MARKET ADMINISTRATOR**  
P.O. BOX 14650  
SHAWNEE MISSION, KANSAS 66285-4650

**FIRST CLASS**

Website: [www.fmmacentral.com](http://www.fmmacentral.com)  
E-mail: [market.administrator@fmmacentral.com](mailto:market.administrator@fmmacentral.com)  
Phone: 913-495-9300

	Statistical Uniform Price		Producer Price Differential		Class I Utilization	
	Oct '16	Sep '16	Oct '16	Sep '16	Oct '16	Sep '16
Northeast	16.23	17.10	1.41	0.71	33.78	34.65
Appalachian	18.10	18.56	-----	-----	70.57	74.07
Florida	20.39	20.87	-----	-----	83.09	87.88
Southeast	18.72	19.21	-----	-----	74.29	78.91
Upper Midwest	15.01	16.37	0.19	-0.02	10.24	12.54
<b>Central</b>	<b>15.35</b>	<b>16.32</b>	<b>0.53</b>	<b>-0.07</b>	<b>30.76</b>	<b>37.95</b>
Mideast	15.41	16.27	0.59	-0.12	33.06	37.36
Pacific Northwest	14.96	15.77	0.14	-0.62	27.46	27.56
Southwest	16.13	17.29	1.31	0.90	29.32	30.95
Arizona	15.39	16.22	-----	-----	27.83	31.02

**Counties With No CA + Federal Order Milk Marketings  
May 2016**



In accordance with Federal civil rights law and U.S. Department of Agriculture (USDA) civil rights regulations and policies, the USDA, its Agencies, offices, and employees, and institutions participating in or administering USDA programs are prohibited from discriminating based on race, color, national origin, religion, sex, gender identity (including gender expression), sexual orientation, disability, age, marital status, family/parental status, income derived from a public assistance program, political beliefs, or reprisal or retaliation for prior civil rights activity, in any program or activity conducted or funded by USDA (not all bases apply to all programs). Remedies and complaint filing deadlines vary by program or incident.

Persons with disabilities who require alternative means of communication for program information (e.g., Braille, large print, audiotape, American Sign Language, etc.) should contact the responsible Agency or USDA's TARGET Center at (202) 720-2600 (voice and TTY) or contact USDA through the Federal Relay Service at (800) 877-8339. Additionally, program information may be made available in languages other than English.

To file a program discrimination complaint, complete the USDA Program Discrimination Complaint Form, AD-3027, found online at [How to File a Program Discrimination Complaint](http://www.fmmacentral.com) and at any USDA office or write a letter addressed to USDA and provide in the letter all of the information requested in the form. To request a copy of the complaint form, call (866) 632-9992. Submit your completed form or letter to USDA by: (1) mail: U.S. Department of Agriculture, Office of the Assistant Secretary for Civil Rights, 1400 Independence Avenue,