

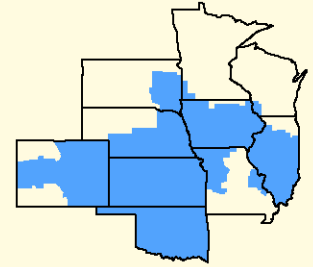
**JANUARY 2026**

**Marketing Service**



# Bulletin

*Facilitating the efficient  
marketing of milk and  
dairy products.*



**CENTRAL MARKETING AREA**

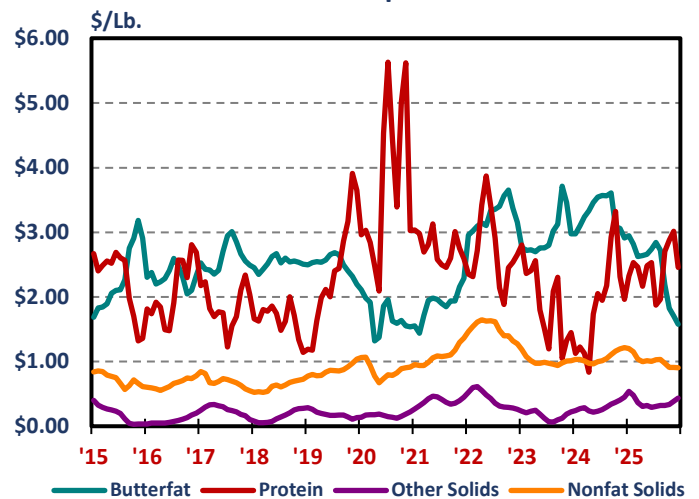
## Central Order Data: How Did 2025 Measure Up?

**Statistical Uniform Price**



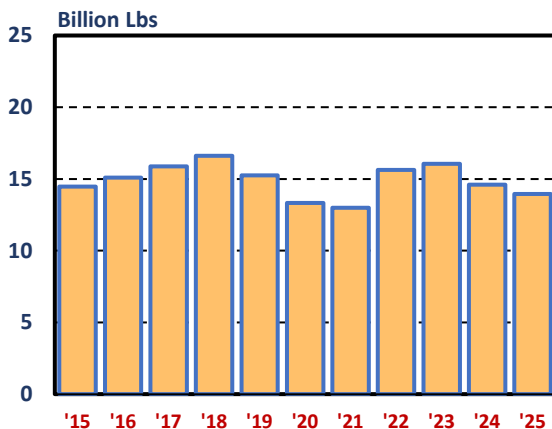
The weighted average statistical uniform price for the Central Order decreased this year to \$18.63 per cwt., a 5.38% decrease from 2024's \$19.69 average. Over the last ten years, the annual statistical uniform price in the Central Order has ranged from a low of \$14.68 in 2016 to an all time high of \$23.13 in 2022.

**Central Order Component Values**



The 2025 weighted average Producer Price Differential (PPD) of \$0.56 per cwt. is \$0.36 less than the 2024 average. Producer marketings on the Central Order averaged 1.163 billion pounds per month during 2025, for a total of 13.960 billion pounds, down 4.45% from 2024. Central Order marketings were the 5th highest among all Federal Orders in 2025, trailing the Northeast, California, Upper Midwest, and Mideast Orders. The top right graph on page 3 depicts producer marketing data by Order.

**Producer Milk**



Monthly component prices for the last 10 years are depicted by the graphs on page 2. Compared with the previous year, the 2025 average butterfat price decreased 25.79%, the average protein price increased 31.70%, and the average other solids price increased 23.39%. Average Central Order producer component prices, along with PPD and statistical uniform prices are detailed in the table on this page.

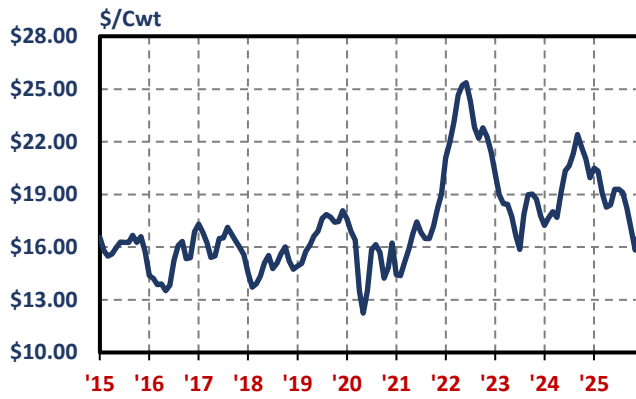
	Butterfat	Protein	Other Solids	- Wtd Average - Statistical Uniform	PPD
2015	2.2954	2.2393	0.1867	16.00	0.37
2016	2.3084	2.0955	0.0910	14.68	0.14
2017	2.6143	1.8682	0.2519	16.43	0.21
2018	2.5258	1.6497	0.1474	15.08	0.29
2019	2.5088	2.3796	0.1862	17.05	0.01
2020	1.7067	3.7559	0.1678	15.25	-2.17
2021	1.8904	2.7630	0.3866	16.66	-0.41
2022	3.2637	2.7238	0.4188	23.13	1.14
2023	2.9487	1.9392	0.1712	18.27	1.18
2024	3.2899	1.8599	0.2980	19.69	0.92
2025	2.4416	2.4495	0.3677	18.63	0.56
%Change	-25.79	+31.70	+23.39	-39.13	-5.38

Weighted average Class I utilization for the Central Order was 29.68% of producer receipts in 2025. Over the last ten years the lowest annual utilization was recorded in 2023 at 26.91%, while Class I utilization peaked in 2020 at 35.20%. Central Order Class I utilization during 2025 ranked 7th among the 11 Federal Milk Orders. Class I utilization percentages for all Orders are depicted in the lower left graph on page 3.

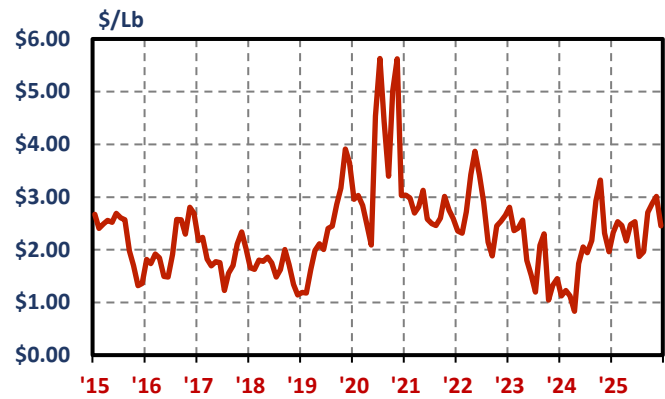
The graphics on page 2 depict 2015 through 2025 monthly prices and marketing data for the Central Order. Page 3 graphics illustrate the Central Order's relation to the other 10 Orders regarding the statistical uniform price, producer receipts, and Class I and Class III utilization percentages for 2025. Central Order data is highlighted in each graphic.

# Central Order

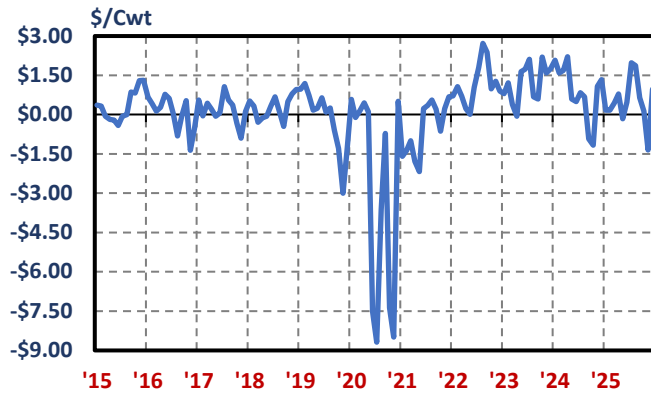
## Statistical Uniform Price



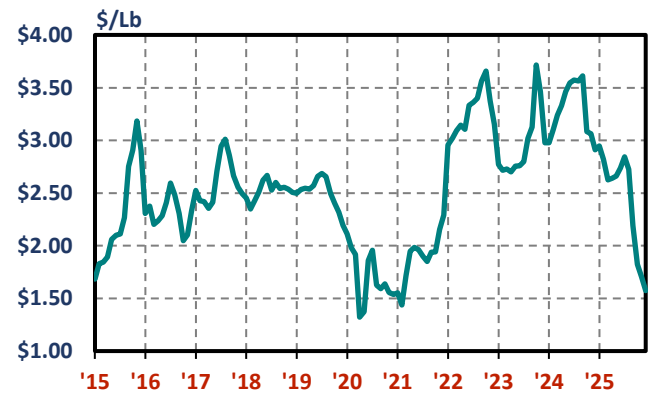
## Producer Protein Price



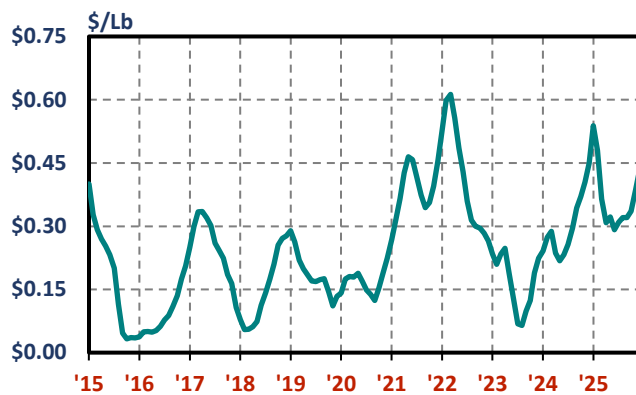
## Producer Price Differential (PPD)



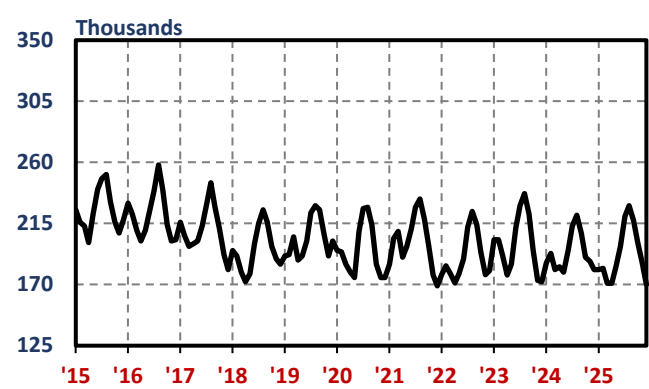
## Producer Butterfat Price



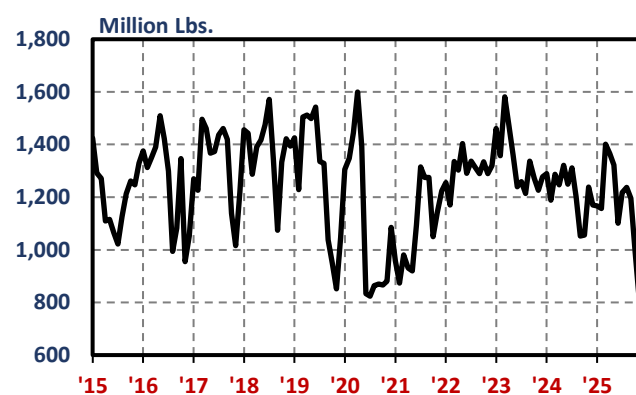
## Producer Other Solids Price



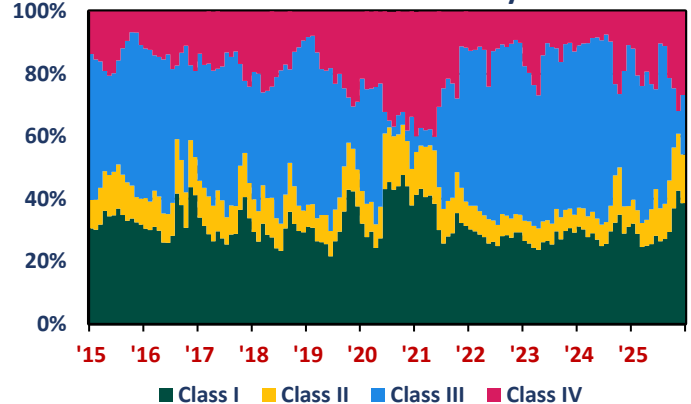
## Avg. Somatic Cell Count In Producer Milk



## Total Producer Milk Pooled

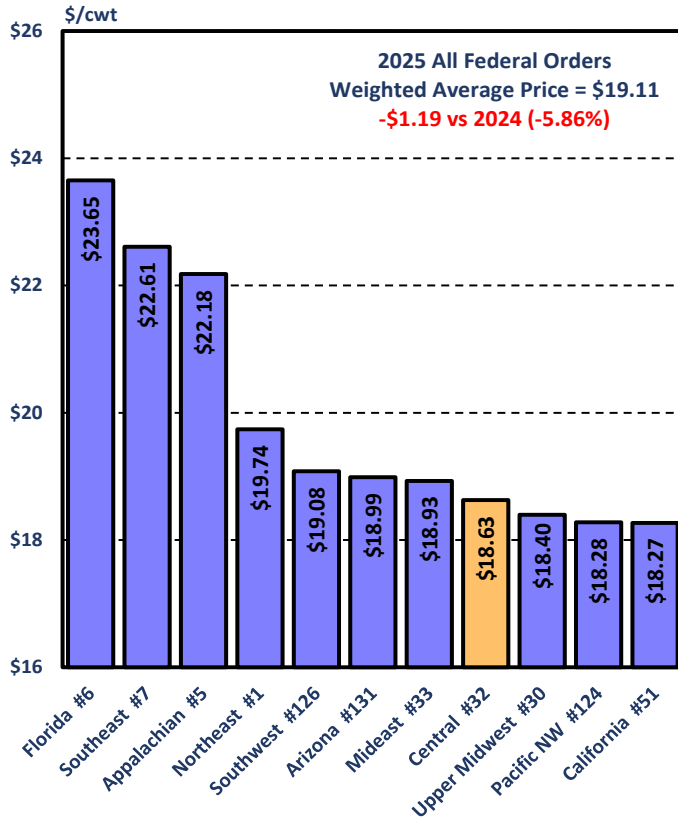


## Utilization of Producer Milk by Class



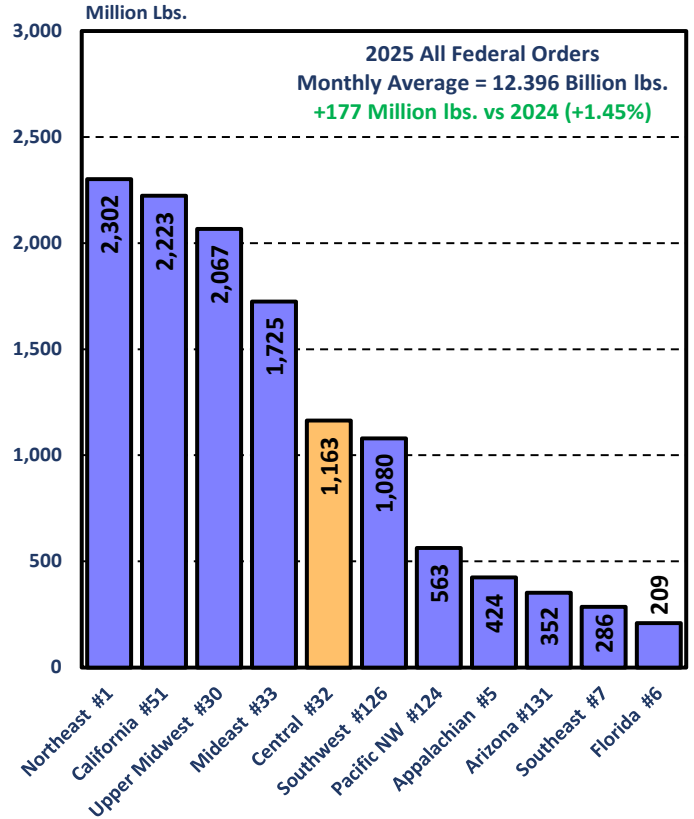
## 2025 Statistical Uniform Price

Weighted Average by Federal Order



## 2025 Producer Receipts

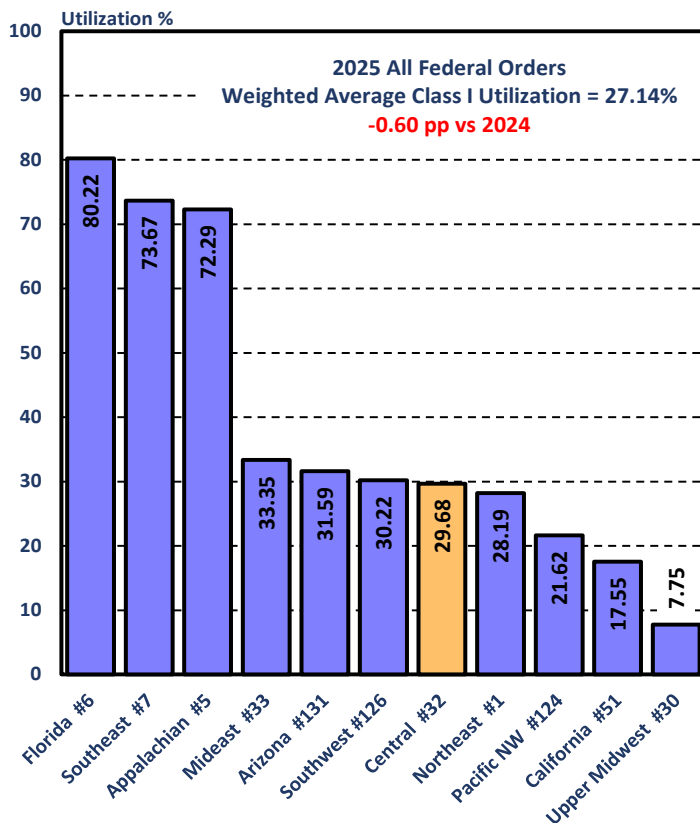
Monthly Average by Federal Order



Federal Order Base Pricing Points: Northeast - Boston, MA; Appalachian - Charlotte, NC; Florida - Tampa, FL; Southeast - Atlanta, GA; Upper Midwest - Chicago, IL; Central - Kansas City, MO; Mideast - Cleveland, OH; Pacific Northwest - Seattle, WA; Southwest - Dallas, TX; Arizona - Phoenix, AZ; California - Los Angeles, CA.

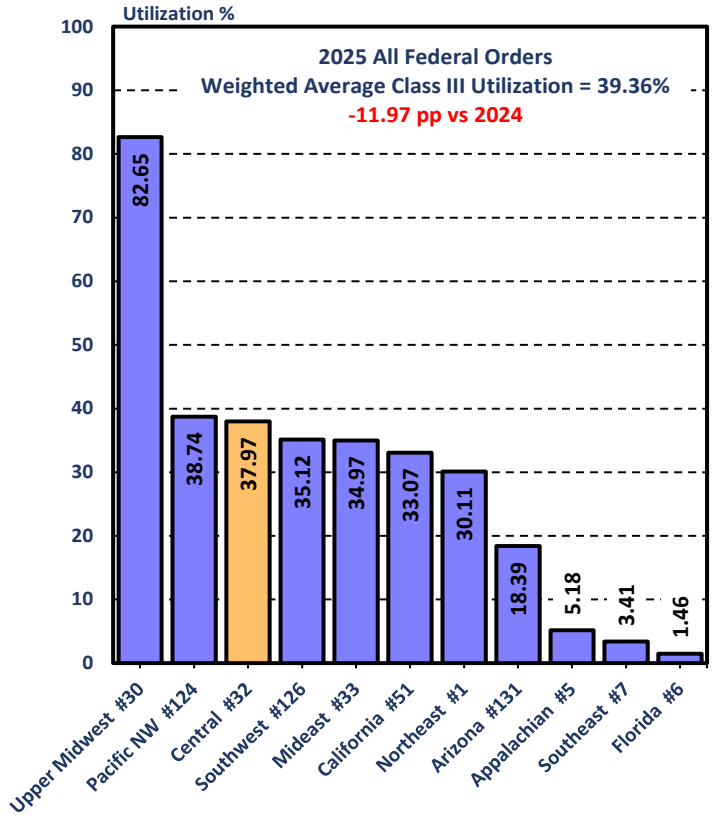
## 2025 Class I Utilization

Weighted Average by Federal Order



## 2025 Class III Utilization

Weighted Average by Federal Order





**United States  
Department of  
Agriculture**

FIRST CLASS  
U.S. POSTAGE  
PAID  
OLATHE, KS  
PERMIT NO. 377

**FEDERAL MILK MARKET ADMINISTRATOR**  
P.O. BOX 14650  
SHAWNEE MISSION, KANSAS 66285-4650

**FIRST CLASS**

Website: [www.fmmacentral.com](http://www.fmmacentral.com)  
E-mail: [market.administrator@fmmacentral.com](mailto:market.administrator@fmmacentral.com)  
Phone: 913-495-9300

	-- Wtd Avg --		-- Wtd Avg --		-- Wtd Avg --	
	Statistical Uniform Price		Producer Price Differential		Class I Utilization	
	<b>2025</b>	<b>2024</b>	<b>2025</b>	<b>2024</b>	<b>2025</b>	<b>2024</b>
Northeast	19.74	21.44	1.74	2.56	28.19	29.05
Appalachian	22.18	22.90	-----	-----	72.29	70.05
Florida	23.65	24.83	-----	-----	80.22	81.71
Southeast	22.61	23.42	-----	-----	73.67	74.25
Upper Midwest	18.40	18.79	0.25	0.23	7.75	6.72
<b>Central</b>	<b>18.63</b>	<b>19.69</b>	<b>0.56</b>	<b>0.92</b>	<b>29.68</b>	<b>29.19</b>
Mideast	18.93	20.36	0.93	1.31	33.35	37.80
California	18.27	18.28	0.16	0.91	17.55	20.20
Pacific Northwest	18.28	19.65	0.22	1.08	21.62	21.01
Southwest	19.08	19.94	1.00	1.56	30.22	30.48
Arizona	18.99	20.30	-----	-----	31.59	32.69

In accordance with Federal civil rights law and U.S. Department of Agriculture (USDA) civil rights regulations and policies, the USDA, its Agencies, offices, and employees, and institutions participating in or administering USDA programs are prohibited from discriminating based on race, color, national origin, religion, sex, disability, age, marital status, family/parental status, income derived from a public assistance program, political beliefs, or reprisal or retaliation for prior civil rights activity, in any program or activity conducted or funded by USDA (not all bases apply to all programs). Remedies and complaint filing deadlines vary by program or incident. Persons with disabilities who require alternative means of communication for program information (e.g., Braille, large print, audiotape, American Sign Language, etc.) should contact the responsible Agency or USDA's TARGET Center at (202) 720-2600 (voice and TTY) or contact USDA through the Federal Relay Service at 711. Additionally, program information may be made available in languages other than English. To file a program discrimination complaint, complete the USDA Program Discrimination Complaint Form, AD-3027, found online at [How to File a Program Discrimination Complaint](https://www.usda.gov/how-to-file-a-program-discrimination-complaint) and at any USDA office or write a letter addressed to USDA and provide in the letter all of the information requested in the form. To request a copy of the complaint form, call (866) 632-9992. Submit your completed form or letter to USDA by: (1) mail: U.S. Department of Agriculture, Office of the Assistant Secretary for Civil Rights, 1400 Independence Avenue, SW, Washington, D.C. 20250-9410; (2) fax: (202) 690-7442; or (3) email: [program.intake@usda.gov](mailto:program.intake@usda.gov). USDA is an equal opportunity provider, employer, and lender.